
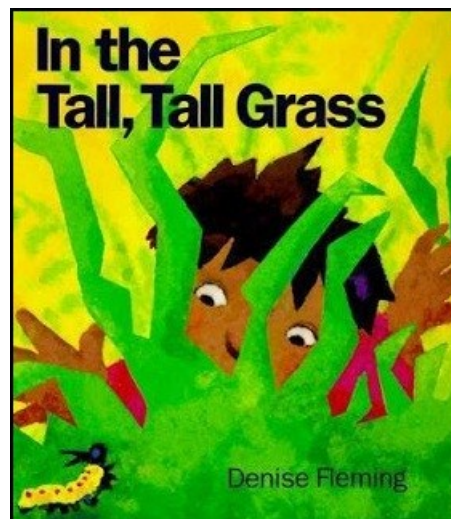

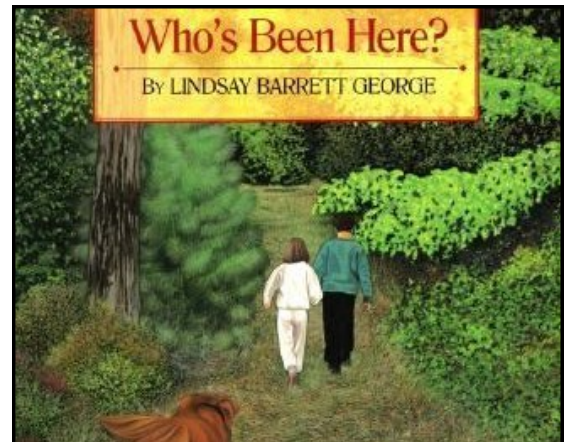




SCHLOW  
CENTRE  
REGION  
LIBRARY

# Storytime at Schlow

September 30 - October 4, 2013

This week's books:



# Songs

## Opening song - Hands Go Up

(to the tune of "Twinkle, Twinkle Little Star")

Hands go up and hands go down,  
I can turn around and round.  
I can jump upon two shoes.  
I can listen; so can you.  
I can sit; I'll show you how.

Storytime time is starting now!

## Shake My Sillies Out

I've gotta shake, shake, shake my sillies out,  
Shake, shake, shake my sillies out,  
Shake, shake, shake my sillies out,  
And wiggle my waggles away!

...clap my crazies out

...jump my jiggles out

...yawn my sleepies out

...shake my sillies out

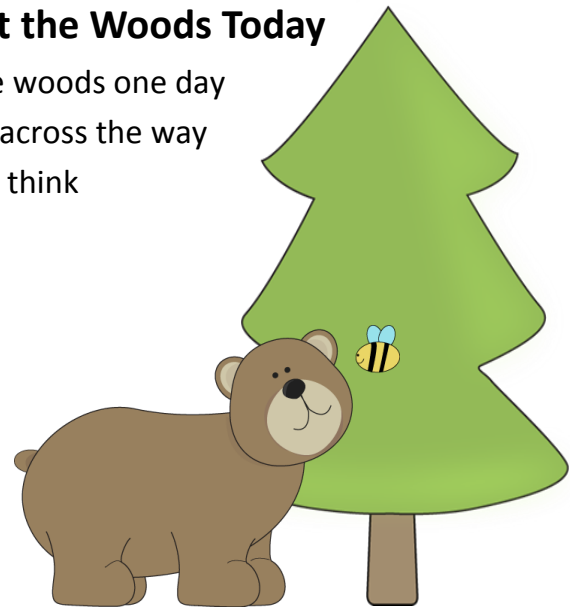
## Itsy Bitsy Spider

The itsy bitsy spider went up the water spout,  
Down came the rain and washed the spider out.  
Out came the sun and dried up all the rain,  
And the itsy bitsy spider went up the spout again.



## I Went to Visit the Woods Today

I went to visit the woods one day  
And I saw a bear across the way  
And what do you think  
I heard it say?  
Grrr, grrr, grrr  
Grrr, grrr, grrr  
Bird - tweet  
Owl - whooo



# Action Rhymes and Fingerplays

## Open, Shut Them

Open, shut them  
Open, shut them,  
Give a little clap, clap, clap.  
Open, shut them, open shut them,  
Lay them in your lap, lap, lap.  
Creep them, crawl them, creep them, crawl them,  
Right up to your chin, chin, chin.  
Open wide your little mouth...  
But do not let them in, in, in!

## Two Little Feet

Two little feet go tap, tap, tap,  
Two little hands go clap, clap, clap.  
A quick leap up from my chair,  
And two little arms reach high in the air.  
Two little feet go jump, jump, jump,  
Two little fists go thump, thump, thump.  
One little body goes round and round,  
And one little child sits quietly down.

# Learning Continues at Home

**Early Literacy Skill: Vocabulary** (knowing the meanings of words for things, concepts, feelings & ideas)

Researchers have found that children with large vocabularies, who know lots of different words, find it easier to read when that time comes. As you sing, talk, read, write and play with your children throughout the day, you can build your children's vocabulary.

## Continue the Fun...


### Narrate your day!

One way you can increase your child's vocabulary is by "narrating your day." That simply means to **talk** about what you are doing while you are doing it. Or you can say what your children are doing while they are doing it. You might even add little stories about when you were a child. By doing this, you are exposing your children to lots of language! Leave your children time to respond, even if you cannot understand what he or she is saying.



### Tired of listening to the same kids' songs over and over?


Check out our great CD collection! This week's recommendations include:



**Rockabye Baby:  
Lullaby Renditions  
of the Beatles**



**You are My  
Little Bird**  
by Elizabeth  
Mitchell



**Classic Nursery  
Rhymes**  
by  
Susie Tallman

## What's Happening at Schlow?


### Saturday is Dadurday!

Saturday, October 19

**9-11am:** Block Party - wooden blocks & legos!

**11am:** Saturday Stories Alive with Local Dads

**2:30pm:** Meet Robin Pulver, author of *Saturday is Dadurday*



Please visit [schlowlibrary.org/children](http://schlowlibrary.org/children) for more information!