
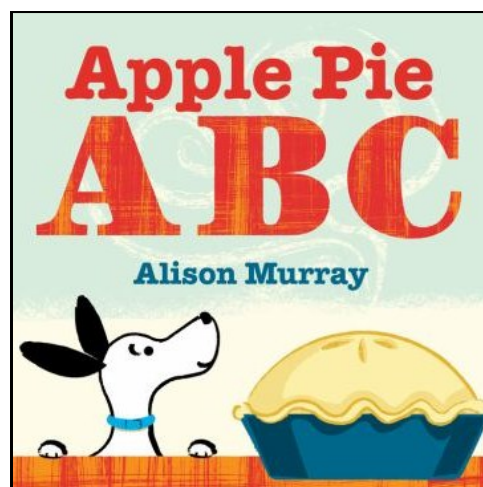

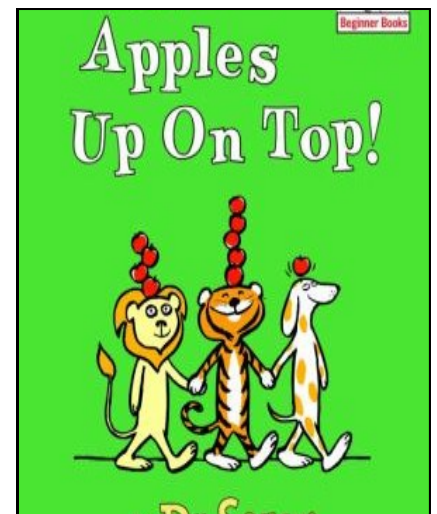




SCHLOW  
CENTRE  
REGION  
LIBRARY

# Storytime at Schlow

September 23-27, 2013

This week's books:



# Songs and Rhymes

## Opening song - Hands Go Up

(to the tune of "Twinkle, Twinkle Little Star")

Hands go up and hands go down,

I can turn around and round.

I can jump upon two shoes.

I can listen; so can you.

I can sit; I'll show you how.

Storytime time is starting now!

## Leaves are Twirling

(tune: Frere Jacques)

Leaves are twirling, leaves are twirling,

All around, all around.

They are falling softly,

Very, very softly,

To the ground, to the ground.




## Autumn Leaves

Autumn winds begin to  
blow (blow)

Colored leaves fall fast and  
slow (wave scarf)

Twirling, whirling all  
around. (spin around)

Until at least they touch  
the ground. (fall down)



## Five Red Apples

Way up high, in a tree (raise hands over head)

Five red apples smiled at me (smile)

So I shook that tree as hard as I could (pretend to  
shake tree)

Down fell one apple. Mmmmm, that was good! (rub  
tummy)



# Action Rhymes and Fingerplays

## Two Little Hands

Two little hands go clap, clap, clap

Two little feet go tap, tap, tap

Two little hands go thump, thump, thump

Two little feet go jump, jump, jump

One little body goes round and round,

And one little child sits quietly down.



This is just a sampling of the  
songs we sang today.  
Try singing these at home  
with your child!

## Open, Shut Them

Open, shut them

Open, shut them,

Give a little clap, clap, clap.

Open, shut them, open shut them,

Lay them in your lap, lap, lap.

Creep them, crawl them, creep them, crawl them,

Right up to your chin, chin, chin.

Open wide your little mouth...

But do not let them in, in, in!

# Learning Continues at Home

**Early Literacy Skill: Narrative Skills** (retelling events or stories, adding descriptions)


When you're reading with your child, encourage participation. Say a repeated phrase together or have your child retell the story as they remember it. Re-read books so that your child can become familiar with the story, making it easier to retell.

## Continue the Fun...



### Retelling a story!

Pick a story that your child particularly enjoyed and have them draw a picture for you. Then, ask them to describe what is happening in the picture and try to get them to retell the story in their own words.




### Tired of listening to the same kids' songs over and over?


Check out our great CD collection! This week's recommendations include:



**You Are My Sunshine**  
by  
Elizabeth Mitchell



**Fiddle**  
by Music  
Together



**Classic Nursery Rhymes**  
by  
Susie Tallman

## What's Happening at Schlow?



### Under the Sea with the SPSEA

Sunday, October 6, 2pm-4pm

Enjoy under the sea activities with the  
Student Pennsylvania School Education Association.

*Please visit [schlowlibrary.org/children](http://schlowlibrary.org/children) for more information!*