







SCHLOW
CENTRE
REGION
LIBRARY

Storytime at Schlow

September 16-20, 2013

This week's books:



Songs

Opening song - Hands Go Up

(to the tune of "Twinkle, Twinkle Little Star")

Hands go up and hands go down,

I can turn around and round.

I can jump upon two shoes.

I can listen; so can you.

I can sit; I'll show you how.

Storytime time is starting now!

Shake My Sillies Out

I've gotta shake, shake, shake my sillies out,

Shake, shake, shake my sillies out,

Shake, shake, shake my sillies out,

And wiggle my waggles away!

...clap my crazies out

...jump my jiggles out

...yawn my sleepies out

...shake my sillies out

Open, Shut Them

Open, shut them

Open, shut them,

Give a little clap, clap, clap.

Open, shut them, open shut them,

Lay them in your lap, lap, lap.

Creep them, crawl them, creep them, crawl them,

Right up to your chin, chin, chin.

Open wide your little mouth...

But do not let them in, in, in!



If You Want to Hear a Story

If you want to hear a story, clap your hands!

If you want to hear a story, clap your hands!

If you want to hear a story,

If you want to hear a story,

If you want to hear a story, clap your hands!

Other verses: "stomp your feet"

"say Hooray!", "sit so still"

Action Rhymes

Two Little Hands

Two little hands go clap, clap, clap

Two little feet go tap, tap, tap

Two little hands go thump, thump, thump

Two little feet go jump, jump, jump

One little body goes round and round,

And one little child sits quietly down.

Two Little Birds

Two little birds sitting on a cloud.

One named Soft and one named LOUD!

Fly away Soft! Fly away LOUD!

Come back Soft! Come back LOUD!

Two little birds flying in the sky.

One named Low and one named High.

Fly away Low! Fly away High!

Come back Low! Come back High!



This is just a sampling of the songs we sang today. Try singing these at home with your child!

Learning Continues at Home

Early Literacy Skill: Phonological Awareness (breaking words apart & hearing beginning sounds)

Play with the rhyming words in the story! After reading a book, take a word from a book and play with one of the words in the story. Find what rhymes with it, what words start with the same sounds, and so forth.

Continue the Fun...

Words that Rhyme! Use this rhyming game to help children develop gross motor skills.


You will need: 4 hula hoops (or other ring-like objects), plastic plates, marker

1. Choose 4 basic rhyming words to go on the plates. (One word per plate). You could even use some words from the books we read today! For example: bake, car, hat, or band. Write the words on the plates.
2. Then write other rhyming options on the other plates - do as many as you think your child's attention span will allow.
3. Place the 4 basic words in the middle of the hula hoops on the ground (one word per hoop). Hide the other words around your play area.
4. Instruct your kids to look for the words that rhyme with their word in the hula hoop. If playing with more than one child, sometimes it works best to assign each child a word for which they need to find rhyming words.


* To modify this activity for babies and toddlers, use pictures of things that rhyme rather than words.

Tired of listening to the same kids' songs over and over?

Check out our great CD collection! This week's recommendations include:



**Mother Goose
on the Loose**
by Betsy
Diamant-Cohen




**Gigging &
Laughing**
by Raffi



**Acoustic
Dreamland**
by
Putumayo Kids

What's Happening at Schlow?



Hispanic Heritage Celebration

Sunday, September 29, 2pm-4pm

Celebrate Hispanic and Latino culture! Participate in games, arts & crafts and more! No previous knowledge of Spanish required.

Please visit schlowlibrary.org/children for more information!