








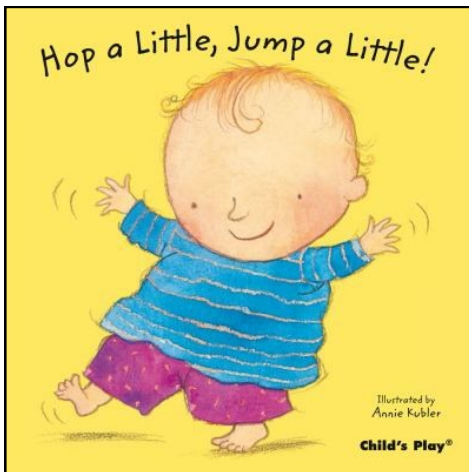
Babies & Toddlers

Storytime at Schlow

Week 4: September 28 & 29

Theme: Jumping and Dancing

Today's books:



Songs

Opening (Closing) Song: Happy Day

(tune: "Twinkle, Twinkle, Little Star")

It's a happy, happy day

We can sing and we can play

Wiggle fingers, wiggle toes

Touch your tummy and your nose

Raise your arms and shout hooray! (goodbye!)

On this happy, happy day

Baby Hokey Pokey

You put your arms up,

You put your arms down,

You put your arms up,

And you wave them all around.

You wiggle, wiggle, wiggle

And you tickle, tickle, tickle

That's what it's all about!

You put your legs up...

You put your baby up...



Wiggle and Freeze

I've got a wiggle, wiggle, wiggle in my wiggling feet

And I wiggle, wiggle, wiggle to the wiggling beat,

I've got a wiggle in my toes, a wiggle in my knees

And when the music stops, everyone

freeze!

...march

...jump

...tiptoe

...tap

...hop



Head, Shoulders, Knees & Toes

Head, shoulders, knees and toes,

Knees and toes,

Head, shoulders, knees and toes,

Knees and toes,

Eyes and ears and mouth and nose,

Head, shoulders, knees and toes,

Knees and toes!

Action Rhymes and Fingerplays

Dance Your Fingers

Dance your fingers up

Dance your fingers down

Dance your fingers to the side

Dance them all around

Dance them on your shoulders

Dance them on your head

Dance them on your tummy

And put them all to bed!



We Can Jump, Jump, Jump

We can jump, jump, jump,

We can hop, hop, hop

We can clap, clap, clap,

We can stomp, stomp, stomp,

We can nod our heads for yes,

We can shake our heads for no,

We can bend our knees a little bit,

And we can sit down really slow.

Learning Continues at Home!



Narrative Skills (retelling events or stories, adding descriptions)

When you have children tell stories from the pictures, you are developing their narrative skills, their expressive language. When they talk and give their own ideas, this helps them later understand what they read and also helps them understand how stories work.

- Saroj Ghoting

Continue the Fun...



Peekaboo Game

What you'll need: 4 objects from your home, for example: small teddy bear, keys, an apple, a shoe 4 scarves or handkerchiefs

What to do: Place each item on the ground and cover with the scarf or handkerchief. Put your child on your lap or next to you and say this chant with a steady rhythm.

I was walking in the park one day

And what do you think I found

Lots of things on the ground

Lying all around

I brought them home and covered them up

To play a game with you

Name the things that I found

With this game called Peekaboo

Uncover each item one at a time from left to right so your child can name the item.

Each time you uncover an item, say "Peekaboo! What did I find?" Then cover them up again.

For a younger child, repeat the same action. For the older child, ask where each item is hiding. For example: Ask "Where is the teddy bear?" Your child will point to the scarf or handkerchief and as you lift the scarf, say "Peekaboo! I found you!"

Add more challenge by mixing the items around, then ask where each item is. Have fun with your child putting all the objects away. Play again using different objects.



What's Happening at Schlow?

Block Party

Saturday, October 3

2pm-4pm



Let's party! Join us for family block-building activities.

Please visit schlowlibrary.org/children/events for more upcoming programs.