




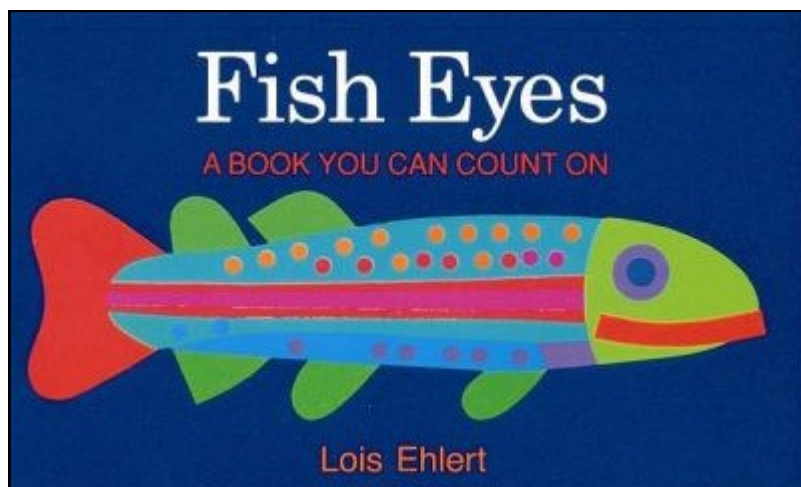



# Storytime at Schlow

Week 4: November 16 & 18

Babies & Toddlers

Theme: Fish

## Today's books:



# Songs

## Opening (Closing) Song: Happy Day

(tune: "Twinkle, Twinkle, Little Star")

It's a happy, happy day

We can sing and we can play

Wiggle fingers, wiggle toes

Touch your tummy and your nose

Raise your arms and shout hooray! (goodbye!)

On this happy, happy day

## Fishy Pokey

Put your left fin in

Take your left fin out

Put your left fin in

And you shake it all about

You do the fishy pokey and you turn yourself around

That's what it's all about!

... Right fin

... Head

... Tail

## I'm a Little Fishy (Tune: I'm a Little Teapot)

I'm a little fish, I can swim,

Here is my tail, And here is my fin.

When I want to have fun with my friends,

I wiggle my tail and dig right in!



## I'd Like to Live in the Ocean

(Tune: My Bonnie Lies Over the Ocean")

I'd like to live in the ocean

I'd like to live in the bay

I'd go to school with the fishes

And swim around all day.

Swim, swim, swim, swim,

I'd like to swim all da - ay

Swim, swim, swim, swim,

Watch me swim and play!

# Action Rhymes and Fingerplays

## Five Little Fishes

Five little fishies swimming in the sea

Teasing Mr. Sharkie

You can't catch me

You can't catch me!

Well along come Mr. Sharkie as quiet as can be

And he SNAPPED a fish right out of the sea!

...Four

...Three

...Two

...One

## The Creatures in the Sea

(Tune: Wheels on the Bus")

The fish in the sea go swim, swim, swim

Swim, swim, swim

Swim, swim, swim

The fish in the sea go swim, swim, swim

In the deep blue sea.

The lobsters in the sea go pinch, pinch, pinch...

The octopus in the sea go wiggle, wiggle, wiggle...

# Learning Continues at Home!

## Print Awareness

(A child's understanding that print has a function)



Print is like magic. When you read aloud with your children, they gradually become aware that the squiggles on the page mean something. We call this "print awareness." It helps to run your finger under the words as you read. Children will also begin to notice print in the world around them. It helps to point out signs as you drive or shop.

- Cindy Christin, Bozeman (MT) Public Library

## Continue the Fun...

### Bathtime Art Time!

Use bath paint to add a creative element to bathtime! Add a small amount of shaving cream to a small bowl and add a few drops of food coloring. Mix it until it's combined. Make as many colors as you want; muffin tins make great paint holders! Give your child a brush, or encourage him or her to paint letters, numbers, shapes, and pictures with any artist's best tool: fingers!

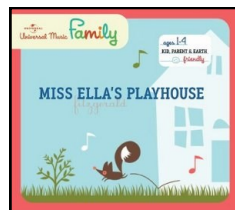


## Tired of listening to the same kids' songs over and over?


Check out our great CD collection! This week's recommendations include:



*Blue Moo*  
(J CD BOY)



*Miss Ella's Playhouse*  
(J CD FIT)



*Best of Pooh and Heffalumps, Too*  
(J CD DIS)

## What's Happening at Schlow?



### Junie B. Jones

*Saturday, December 5 at 11am & 2:30pm*

*Sunday, December 6 at 2:30pm*

Explore the world of sassy Junie B. Jones, where disaster seems to strike at every turn!

Please visit [schlowlibrary.org/children/events](http://schlowlibrary.org/children/events) for more upcoming programs.