







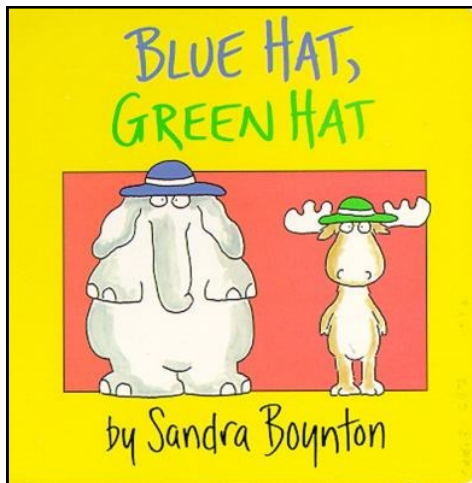
Storytime at Schlow

Week 3: November 9 & 11

Babies & Toddlers

Theme: Clothes

Today's books:



Songs

Opening (Closing) Song: Happy Day

(tune: "Twinkle, Twinkle, Little Star")

It's a happy, happy day

We can sing and we can play

Wiggle fingers, wiggle toes

Touch your tummy and your nose

Raise your arms and shout hooray! (goodbye!)

On this happy, happy day



Old Shoes, New Shoes

Old shoes, new shoes,

[Child's Name] is wearing [descriptive word] shoes!

One, two, three, four

Now I stomp them on the floor!

If Your Clothes Have Any Red

If your clothes have any red, any red,

If your clothes have any red, any red,

If your clothes have any red,

Put your hands up on your head,

If your clothes have any red, any red.

Blue - put your finger on your shoe

Green - wave your hand so you are seen

Black - pat yourself on the back

Gray Squirrel

Gray squirrel, gray squirrel,

Swish your bushy tail.

Gray squirrel, gray squirrel,

Swish your bushy tail.

Wrinkle up your little nose,

Hold a nut between your toes.

Gray squirrel, gray squirrel,

Swish your bushy tail.

Action Rhymes and Fingerplays

Hats are Blowing

(tune: "Frere Jacques")

Hats are blowing,

Hats are blowing,

In the air,

Everywhere!

Every time the wind blows

Someone's hat, away it goes.

Hold on tight

And you'll be alright!



Tick Tock, I'm a Little Cuckoo Clock

Tick, tock, tick, tock

I'm a little cuckoo clock

(swing baby from side to side)

Tick, tock, tick, tock

Now the time is one o'clock

Cuckoo! *(lift baby in the air)*



Learning Continues at Home!



Vocabulary

(Knowing the names of things and understanding feelings & concepts)

Children learn through repetition. So, reading a story over several days or weeks will help them understand the story better. They may become so familiar with it that they join in with the words in the book. And you may find that they use some of those interesting words in other situations. You can too. The best way to learn new words is not from lists of words with definitions, but from using the words in different situations when appropriate.

- Saroj Ghoting



Continue the Fun...


My Own Word Book

In a blank journal or photo album, keep pictures of words your child knows. Let child turn the pages on the Word Book and talk about the pictures. If your child mispronounces a word, do not correct him, but say, "Yes, that is a _____."

Add some pictures of words your child may not know and talk about these.

Tired of listening to the same kids' songs over and over?

Check out our great CD collection! This week's recommendations include:




Asian Playground

(J CD PUT)



Dancin' in the Kitchen

(J CD DAN)



Move and Learn

(J CD MOV)



What's Happening at Schlow?



The Nutcracker

Sunday, November 22

2:30pm



Celebrate the holiday season with excerpts from this favorite ballet.

Please visit schlowlibrary.org/children/events for more upcoming programs.