




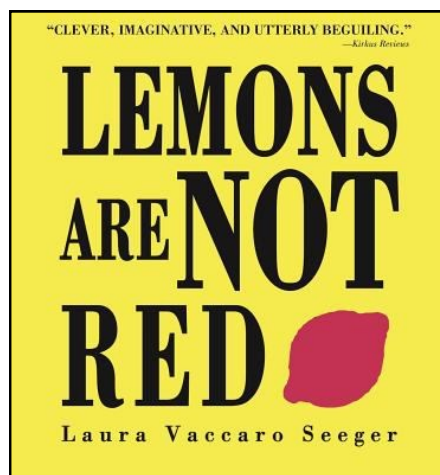




Storytime at Schlow

Week 2: September 14 & 15

Theme: Shapes & Colors

Babies & Toddlers

Today's books:



Songs


Opening (Closing) Song: Happy Day

(tune: "Twinkle, Twinkle, Little Star")

It's a happy, happy day
We can sing and we can play
Wiggle fingers, wiggle toes
Touch your tummy and your nose
Raise your arms and shout hooray! (goodbye!)
On this happy, happy day

Little Red Wagon

Bumping up and down in my little red wagon,
(bounce gently)
Bumping up and down in my little red wagon,
(bounce gently)
Bumping up and down in my little red wagon,
(bounce gently)
Won't you be my darling?
(hug & kiss baby)



Found a Color

(tune: "Mary Had a Little Lamb?")

Ruby found a (color), (color), (color),
(Color), (color), (color),
(Color), (color), (color),
Ruby found a (color), (color), (color),
On a shape that is round.

Substitute names and the
color/shape selected.



Colors

(tune: "Head, Shoulders, Knees & Toes")

Red, yellow, green and blue
Green and blue,
Red, yellow, green and blue
Green and blue,
Purple, orange, brown and black,
Red, yellow, green and blue
Green and blue.

Action Rhymes and Fingerplays

If You're Wearing Red Today

If you're wearing **red** today,
Clap your hands, clap your hands
If you're wearing **red** today,
Clap your hands.

Blue - tap your toes

Pink - pat your cheeks

Green - flap your wints

White - give a hug with all your might

Orange - tug your ear


Color Hokey Pokey

You put blue in,
You put blue out,
You put blue in,
And you shake it all about.
You do the hokey-pokey
And you turn yourself around,
That's what it's all about!

Red, green, orange, purple,
yellow.



Learning Continues at Home!



Vocabulary (knowing the meanings of words including objects, concepts, feelings, actions, and ideas)

The language of nursery rhymes and books is different from the language of conversation. Rhymes and books often have one or two unusual words, ones that children don't hear in regular conversation. Having a large vocabulary helps children understand what they hear and what they will later read. Remember, don't replace those unfamiliar words, explain them.

Continue the Fun...

Go on a color hunt!


Lay out several color cards (colored pieces of paper work well, too!) and put out a pile of colored blocks. Encourage your child to put the blocks on the correct color card.

Increase the difficulty by increasing the number of colors or by hiding the blocks throughout your house!



Tired of listening to the same kids' songs over and over?


Check out our great CD collection! This week's recommendations include:



J CD DAN
*Dancin' in the
Kitchen*



J CD DIS
*Disney Junior - Get
Up and Dance*



J CD MOV
Move and Learn

What's Happening at Schlow?

Talk Like a Pirate Day

Saturday, September 19

9am-5pm

Storm into Schlow for some swashbucklin' surprises!



Please visit schlowlibrary.org/children/events for more upcoming programs.