

Storytime at Schlow









Baby & Me and Tales for Twos

September 22 - 24, 2014

Theme: Move Around!



Today's books:



Songs

Opening (Closing) Song: Happy Day

(tune: "Twinkle, Twinkle, Little Star")

It's a happy, happy day
We can sing and we can play
Wiggle fingers, wiggle toes
Touch your tummy and your nose
Raise your arms and shout hooray! (goodbye!)
On this happy, happy day



Baby Hokey Pokey

You put your arms up
You put your arms down
You put your arms up
And you wave them all around
You tickle, tickle, tickle
And you wiggle, wiggle, wiggle
That's what it's all about!



(Legs, baby)

Shake Your Sillies Out

I'm gonna shake, shake, shake my sillies out
Shake, shake, shake my sillies out
Shake, shake, shake my sillies out
And wiggle my wobbles away

Jump my jiggles out
Clap my crazies out
Stomp my stompies out
Yawn and stretch my yawnies out



Wiggle and Freeze

I've got a wiggle wiggle wiggle in my wiggling feet
And I wiggle wiggle wiggle to the wiggling beat
I've got a wiggle in my toes, a wiggle in my knees
And when the music stops everyone freeze

(March, jump, tiptoe, tap, hop, melting)

Action Rhymes and Fingerplays

I'm a Little Beetle

I'm a little beetle
And I wiggle all day
(Bounce or rock baby on your lap)

But if you get too close to me
I'll FLY away!

(On "fly", lift baby up)

I'm a little ladybug...

I'm a little bumblebee...



We Can Jump, Jump, Jump

We can jump, jump, jump
We can hop, hop, hop
We can clap, clap, clap
We can stomp, stomp, stomp
We can nod our heads for yes
We can shake our heads for no
We can bend our knees a little bit
And we can sit down really slow



Learning Continues at Home



Letter Knowledge (learning to name letters and to recognize them everywhere)

Research shows that it is best to teach children the name of the letter, as well as the sound that the letter makes. (For example, P is the name of the letter. It makes the sound “puh”, which is written /p/.) Children who know their letters and letter sounds have an easier time learning to read than those who don't.

Saroj Ghoting

Continue the Fun...


Play-dough Puzzle

Have some play-dough that's drying out? Use it in a new way! Flatten a ball of dough to about 1/4 inch thick. Using cookie cutters, punch out shapes or objects. Carefully remove the pieces of dough from each cutter and lay them on a towel to dry completely. When the "puzzle pieces" are dry, they are ready for use! Help your child find the right spot for each piece.




Tired of listening to the same kids' songs over and over?


Check out our great CD collection! This week's recommendations include:



Instrumental Favorites
(J CD INS)



Rabbit Days and Dumplings
(J CD PAR)



Get Moving
(J CD JEN)

What's Happening at Schlow?



Free Developmental Screenings

Friday, October 3

9am - 12pm

Bring your child in for a skill evaluation performed by a friendly certified therapist.



Please visit schlowlibrary.org/children/events for more upcoming programs.