

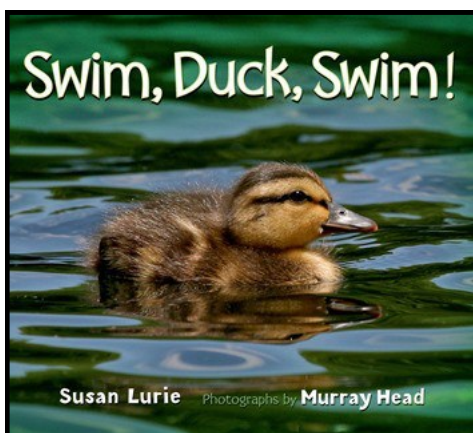





Storytime at Schlow




Baby & Me and Tales for Twos
September 15 - 17, 2014
Theme: Ducks and Other Birds

Today's books:



Songs



Opening (Closing) Song: Happy Day

(tune: "Twinkle, Twinkle, Little Star")

It's a happy, happy day
We can sing and we can play
Wiggle fingers, wiggle toes
Touch your tummy and your nose
Raise your arms and shout hooray! (goodbye!)
On this happy, happy day



Five Little Ducks

Five little ducks went out one day
Over the hill and far away
Mama Duck said, "Quack, quack, quack!"
And four little ducks came running back
(Four...three...two...one)
Sad mama duck went out one day
Over the hill and far away.
Mama Duck said, "Quack, quack, quack!"
And all five ducks came running back!

If You Want to Be an Owl

(tune: "If You're Happy and You Know It")

If you want to be an owl, shout – Who! Who!
If you want to be an owl, shout – Who! Who!
Then you get to sleep all day
And at night go out to play
If you want to be an owl, shout – Who! Who!



Little White Duck

There's a little white duck, sitting in the water
A little white duck, doing what he oughter
He took a bite of a lily pad
Flapped his wings and he said, "I'm glad
I'm a little white duck sitting in the water
Quack, quack, quack."

Little green frog - glug, glug, glug
Little black bug - buzz, buzz, buzz
Little red snake - hiss, hiss, hiss
Nobody - boo, hoo, hoo

Action Rhymes and Fingerplays

Tick, Tock, I'm a Little Cuckoo Clock

Tick, tock, tick, tock
I'm a little cuckoo clock
(sway baby gently from side to side)
Tick, tock, tick, tock
Now the time is one o'clock
Cuckoo *(lift baby into the air)*

*(Repeat with two o'clock, three o'clock, etc.,
lifting baby into the air for each "Cuckoo")*




I Saw a Little Bird

I saw a little bird go hop, hop, hop
I said, "Little bird, would you stop, stop, stop?"
I went over to the window to say,
"How do you do?"
He wagged his little tail
And far away he flew!



Learning Continues at Home



Vocabulary (knowing the names of things and understanding feelings and concepts)

Because it is easier for children to read words that they know, it is important that they learn many, many words. Call things what they are. If you know the name of a flower, call it by its name – rose, daffodil, or pansy. Remember not to “dumb things down,” while keeping things on a level the child can handle.

Saroj Ghoting

Continue the Fun...


Shape Art

Practice shape vocabulary AND make beautiful artwork! Cut a variety of shapes out of construction paper, and share the name of each one with your child. Help him or her use glue to stick the shapes to a piece of paper to make a pretty picture or an abstract pattern.




Tired of listening to the same kids' songs over and over?


Check out our great CD collection! This week's recommendations include:



Minnie's Favorites
(J CD DIS)



American Playground
(J CD AME)



Are We There Yet?
(J CD VER)

What's Happening at Schlow?



Fall Into Signing

Sunday, September 21

2pm to 4pm



Hands-on activities including an art station, stories and signing games with PSU Sign Language Organization.

Please visit schlowlibrary.org/children/events for more upcoming programs.