



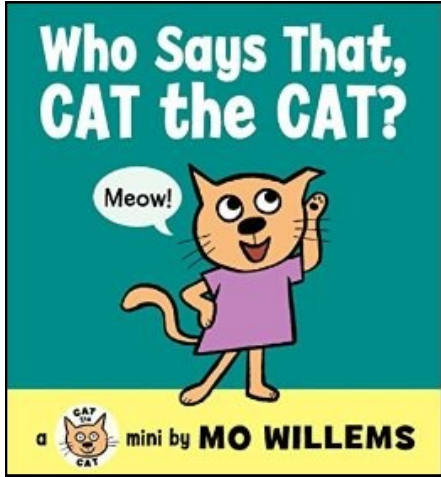




Storytime at Schlow

Week 3: February 1-2, 2016
Theme: Music and Noises

Babies & Toddlers

Today's books:



Songs

Opening (Closing) Song: Happy Day

(tune: "Twinkle, Twinkle, Little Star")

It's a happy, happy day

We can sing and we can play

Wiggle fingers, wiggle toes

Touch your tummy and your nose

Raise your arms and shout hooray! (goodbye!)

On this happy, happy day



Little White Duck

There's a little white duck, sitting in the water

A little white duck, doing what he oughter

He took a bite of a lily pad

Flapped his wings and he said, "I'm glad

I'm a little white duck sitting in the water

Quack, quack, quack"

Noisy Things That Go



Bumpety bumpety goes the dump truck,

Bumpety bumpety goes the dump truck,

Bumpety bumpety goes the dump truck,

Bumping down the road - bump!

Chugga, chugga goes the train (down the track)

Vroom, vroom goes the car (Vrooming down the road)

Farm Sounds

(tune: "The Wheels on the Bus")

The tractor on the farm goes round and round

Round and round, round and round

The tractor on the farm goes round and round

All around the farm

The cow in the barn goes moo, moo, moo

The pig in the pen goes oink, oink, oink

The hens in the coop go cluck, cluck, cluck

The sheep on the hill go baa, baa, baa

The ducks in the pond go quack, quack, quack



Action Rhymes and Fingerplays

Open, Shut Them

Open, shut them

Open, shut them

Give a little clap, clap, clap

Open, shut them

Open, shut them

Put them in your lap, lap, lap

Creep them, crawl them, creep them, crawl them

Right up to your chin, chin, chin

Open wide - ahhhh - your little mouth

But do not let them in, in, in!



Pudding on a Plate

Pudding on a plate, pudding on a plate

Wibble wobble, wibble wobble

(rock from side to side)

Pudding on a plate!

Candies in a jar, candies in a jar

Shake 'em up, shake 'em up *(bounce up and down)*

Candies in a jar!

Candles on a cake, candles on a cake

Blow 'em out, blow 'em out *(blow gently on baby)*

Puff, puff, puff!



Learning Continues at Home!



Letter Knowledge (knowing that letters are different from each other, knowing letter names and sounds, recognizing letters everywhere)

Go on a shape hunt! Letters are shapes that your child will need to recognize to learn to read, so recognizing basic shapes now will get him/her on the right track! Help your child look for circles, triangles and squares around your home. Make a game of it!

Continue the Fun...


Spaghetti Play

This is a one-of-a-kind sensory experience for your child, and a great way to explore color. You will need uncooked spaghetti, water, a pot, food coloring, and a towel (for mess-containing purposes only). Overcook the spaghetti by 3 minutes more than suggested on the packaging. Drain the water and rinse the spaghetti under cold water. Lay it out on a tray as it cools and be sure to shake it apart regularly, separating the strands. Put a portion of the spaghetti into a plastic baggie, add two or three drops of food coloring, and smooch them around together. Shake apart the spaghetti as often as needed and wait 24 hours for the colouring to set inside the pasta. Then you're ready to play!



Tired of listening to the same kids' songs over and over?


Check out our great CD collection! This week's recommendations include:



J CD PUT
*Asian
Dreamland*



J CD CAS
*The Johnny Cash
Children's Album*



J CD BAB
Go Baby Go!

What's Happening at Schlow?



Free Developmental Screenings

Friday, February 5, from 9am to 11:30am
Children's Activity Room

Bring your child in for a skill evaluation performed by a friendly certified therapist.
No registration necessary for this drop-in program; first come, first served.



Please visit schlowlibrary.org/children/events for more upcoming programs.