




SCHLOW
CENTRE
REGION
LIBRARY

Storytime at Schlow

October 28 - November 1, 2013

This week's books:



Songs

Opening (Closing) Song: Happy Day

(tune: Twinkle, Twinkle Little Star)

It's a happy, happy day,
We can sing and we can play.
Wiggle fingers, wiggle toes.
Touch your tummy and your nose.
Raise your arms and shout HOORAY! (goodbye!)
On this happy, happy day.

Shake My Sillies Out

I've gotta shake, shake, shake my sillies out,
Shake, shake, shake my sillies out,
Shake, shake, shake my sillies out,
And wiggle my waggles away!

...clap my crazies out
...jump my jiggles out
...yawn my sleepies out
...shake my sillies out

This is just a sampling of
the songs we sang today.
Try singing these
at home
with your child!

I'm a Little Pumpkin

(to the tune of "I'm a Little Teapot")

I'm a little pumpkin
Orange and round
Here is my stem
There is the ground
When I get all carved up
Don't you shout!
Just open me up
And scoop me out!



Pumpkin, Pumpkin

(to the tune of "Twinkle, Twinkle Little Star")

Pumpkin, pumpkin on the ground
How'd you get so big and round?
Planted as a seed so small
Now you are a great big ball
Pumpkin, pumpkin on the ground
How'd you get so big and round?

Action Rhymes and Fingerplays

Five Little Pumpkins

Five little pumpkins sitting on a gate
The first one said, "Oh, my it's getting late"
The second one said, "There are witches in the air"
The third one said, "But we don't care"
The fourth one said, "Let's run and run and run!"
The fifth one said, "Oh, it's just Halloween fun!"
Then Woooooo went the wind
And OUT went the lights
And five little pumpkins rolled out of sight.

Open, Shut Them

Open, shut them
Open, shut them,
Give a little clap, clap, clap.
Open, shut them, open shut them,
Lay them in your lap, lap, lap.
Creep them, crawl them, creep them, crawl them,
Right up to your chin, chin, chin.
Open wide your little mouth...
But do not let them in, in, in!

Learning Continues at Home

Early Literacy Skill: Letter Knowledge (knowing that letters are different from each other, have names, and represent sounds)

The main idea behind Letter Knowledge is shape recognition, so now is a great time to start pointing out basic shapes to your child. Give them shapes of different sizes and textures to feel and experiment with, and remember to repeat each shape's name a few times.

Continue the Fun...

Pumpkin Seed Play

Carve a pumpkin with your child, and make sure to save the seeds. Use them to form shapes, letters, numbers, or anything they can think of! You can also spread them out on a clean baking sheet and drive trucks and cars through them.



Tired of listening to the same kids' songs over and over?


Check out our great CD collection! This week's recommendations include:



Kidzup: *Best Toddler Tunes*



Kindermusik: *Wiggles & Giggles*



Peter, Paul, and Mary: *Peter, Paul, and Mommy*

What's Happening at Schlow?

Fall in Love with Books

Sunday, November 3, 2013

2pm - 4pm

Join PSU National Student Speech-Language-Hearing Association for activities and make-it take-its all about books!

Please visit schlowlibrary.org/children for more information!