

# Storytime

## at Schlow







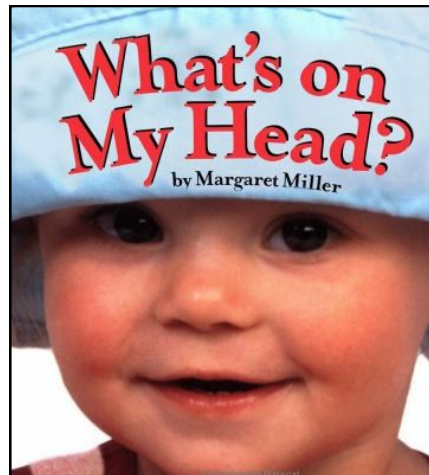

Baby and Me & Tales for Twos

Week 2: January 27-31, 2014

Theme: Winter Clothes



### This week's books:



# Songs



## Opening (Closing) Song: Happy Day

*(tune: Twinkle, Twinkle Little Star)*

It's a happy, happy day,  
We can sing and we can play.  
Wiggle fingers, wiggle toes.  
Touch your tummy and your nose.  
Raise your arms and shout HOORAY! (goodbye!)  
On this happy, happy day.



## The Mittens on My Hands

*(tune: Wheels on the Bus)*

The mittens on my hands  
Keep me warm, warm, warm  
Warm, warm, warm  
Warm, warm, warm  
The mittens on my hands  
Keep me warm, warm, warm  
All winter long!



## I'm a Little Snowman

*(tune: I'm a Little Teapot)*

I'm a little snowman, short and fat,  
Here are my buttons,  
Here is my hat.  
When the sun comes out, I cannot stay,  
Slowly I just melt away.

## The Winter Clothes Song

First you put your scarf on, your scarf on, your scarf on  
First you put your scarf on  
All snug and warm

... Next - snow boots  
... Next - hat  
... Last - mittens



# Action Rhymes and Fingerplays

## I Bounce You Here

I bounce you here, I bounce you there  
*(bounce child on knees)*  
I bounce you, bounce you, everywhere.


I tickle you here, I tickle you there,  
*(gently tickle child)*  
I tickle you, tickle you, everywhere.

I hug you here, I hug you there,  
*(hug child)*  
I hug you, hug you, everywhere!



## Itsy Bitsy Spider

The itsy bitsy spider went up the water spout,  
Down came the rain and washed the spider out.  
Out came the sun and dried up all the rain,  
And the itsy bitsy spider went up the spout again!



# Learning Continues at Home



## Early Literacy Skill: Vocabulary (knowing the names of things)

It's so much easier to figure out a word on the page if it's a word you already know. Children with bigger vocabularies have an easier time learning to read, since they are much more able to make sense of what they are sounding out.

## Continue the Fun...




### Read books!

Picture books use different vocabulary than casual conversation. Try looking at a picture book with mama and baby animals. Point to each picture and use animated voice tones and enthusiasm as you tell a story about the picture in the book. Encourage the child to make the animal sounds with you as you talk about each picture.


Shared delight in stories enhances a child's desire to be an interactive partner in the book-sharing activity.

## Tired of listening to the same kids' songs over and over?

Check out our great CD collection! This week's recommendations include:



Here Comes  
Science




Sing-Alongs and  
Lullabies from the  
movie  
*Curious George*



You Are My Little  
Bird  
by Elizabeth  
Mitchell

## What's Happening at Schlow?



### For the Love of Reading

Sunday, February 2, 2-4pm

NSSLHA is full of love for reading and we hope you are, too!

Come enjoy fun valentine activities.

No registration necessary.

Please visit [schlowlibrary.org/children/events](http://schlowlibrary.org/children/events) for more upcoming programs.