

Storytime at Schlow





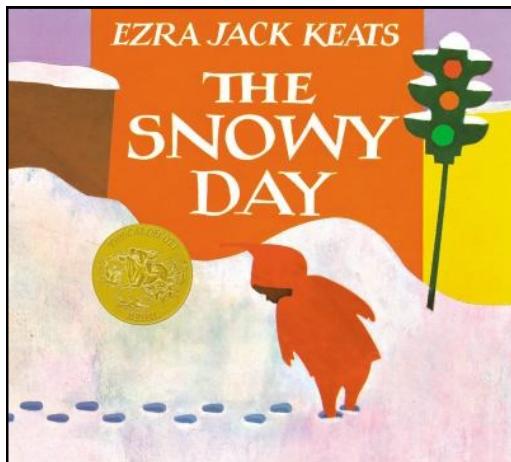
Baby & Me and Tales for Twos

January 19, 2015

Theme: Winter



Today's books:



Songs

Opening (Closing) Song: Happy Day

(tune: "Twinkle, Twinkle, Little Star")

It's a happy, happy day,
We can sing and we can play.
Wiggle fingers, wiggle toes.
Touch your tummy and your nose.
Raise your arms and shout HOORAY! (goodbye!)
On this happy, happy day.



The Snowkey Pokey

(tune: The Hokey Pokey)

You put your right mitten in,
You put your right mitten out,
You put your right mitten in and you shake it all about.
You do the snowkey pokey and you turn yourself around,
That's what it's all about!

... left mitten ... hat
... boots ... snowself

I'm a Little Snowman

(tune: I'm a little teapot)

I'm a little snowman, short and fat,
Here are my buttons,
Here is my hat.
When the sun comes out, I cannot stay,
Slowly I just melt away!



Dance Like Snowflakes

(tune: Where is Thumbkin)

Dance like snowflakes,
Dance like snowflakes,
In the air, in the air.
Whirling, whirling, twirling,
Whirling, whirling, twirling,
To the ground, to the ground.



Action Rhymes and Fingerplays

A Chubby Little Snowman

A chubby little snowman
Had a carrot nose
Along came a bunny
And what do you suppose
That hungry little bunny
Looking for his lunch
Ate the little snowman's nose
Nibble, nibble, crunch!



Ring Around the Snowman

Ring around the snowman
A pocketful of snow,
Snowflakes, snowflakes,
We all fall down!



Learning Continues at Home



Phonological Awareness (hearing the smaller sounds within words)

Did you know that singing is one way to help children learn the sounds in language which will then help them hear sounds as they learn to sound out words? Songs have a distinct note for each syllable so children hear the rhythm of language and hear words broken down into parts.

Saroj Ghoting

Continue the Fun...


Rhyming Games!

Play a rhyming game with your child. Say a word such as “hat” and see how many rhyming words he or she can tell you. Make your own rhyming cards by gluing pictures on index cards and having your child match picture of things that rhyme, such as “cat” and “hat” or “dog” and “frog.”



Tired of listening to the same kids' songs over and over?

Check out our great CD collection! This week's recommendations include:



Mary Had a Little
Lamb

J KIT AIZ



Ultimate Laurie
Berkner Band
Collection

J CD BER



Jazz for Babies: The
Piano Album

J CD JAN

What's Happening at Schlow?



World Stories Alive

Saturday, January 24 at 11am

Experience stories, songs, and art in 9 languages. Fun for speakers of all languages, including English! This week's featured language is Romanian.



Please visit schlowlibrary.org/children/events for more upcoming programs.