

Storytime

at Schlow








Baby and Me & Tales for Twos

Week 1: January 20-24, 2014



This week's books:



Songs



Opening (Closing) Song: Happy Day

(tune: Twinkle, Twinkle Little Star)

It's a happy, happy day,
We can sing and we can play.
Wiggle fingers, wiggle toes.
Touch your tummy and your nose.
Raise your arms and shout HOORAY! (goodbye!)
On this happy, happy day.



Dance Like Snowflakes

(tune: Where is Thumbkin?)

Dance like snowflakes, dance like snowflakes,
In the air, in the air.
Whirling, whirling, twirling,
Whirling, whirling, twirling,
To the ground, to the ground.

I'm a Little Snowman

(tune: I'm a Little Teapot)

I'm a little snowman, short and fat,
Here are my buttons,
Here is my hat.
When the sun comes out, I cannot stay,
Slowly I just melt away.



The Snowkey Pokey

You put your right mitten in,
You put your right mitten out,
You put your right mitten in and you shake it all about,
You do the snowkey pokey and you turn yourself around,
That's what it's all about!
...left mitten
...boots
...hat ...snowself

Action Rhymes and Fingerplays


Open, Shut Them

Open, shut them
Open, shut them,
Give a little clap, clap, clap.
Open, shut them, open shut them,
Lay them in your lap, lap, lap.
Creep them, crawl them, creep them, crawl them,
Right up to your chin, chin, chin.
Open wide your little mouth...
But do not let them in, in, in!



A Chubby Little Snowman

A chubby little snowman
Had a carrot nose
Along came a bunny
And what do you suppose
That hungry little bunny
Looking for his lunch
Ate the little snowman's nose
Nibble, nibble, crunch!



Learning Continues at Home



Early Literacy Skill: Letter Knowledge (knowing that letters are different from each other, knowing letter names and sounds, recognizing letters everywhere)

Go on a shape hunt! Letters are based on shapes, so help your child look for circles, triangles and squares around your home. Make a game of it!

Continue the Fun...



Sifting for Shapes


This is an easy activity to do with your child at home! All you need is a tray (cookie sheets work well), colored paper, salt (or rice) and a paintbrush.

1. Cover the bottom of the tray with colored paper - a rainbow design, for example.
2. Using a dark colored paper, cut out several basic shapes.
3. Arrange the shapes on top of the colored paper and secure to the tray.
4. Cover the tray with a layer of salt.
5. Give your child a paintbrush and let them discover the shapes hidden beneath!


With this activity, your child will develop language skills (shape names), work on their fine motor development, concentration and spatial awareness!

Tired of listening to the same kids' songs over and over?


Check out our great CD collection! This week's recommendations include:



**Baby Einstein:
Lullaby Classics**



**Instrumental
Dreamland**



**Rabbit Days and
Dumplings by
Elena Moon Park
and Friends**

What's Happening at Schlow?



World Stories Alive

Most Saturdays at 11am - January through April

Experience songs, stories and art in 11 languages! Recommended for children ages 3-8 and their families. Fun for speakers of all languages, including English!

No registration necessary.

Please visit schlowlibrary.org/children/storytimes for a list of featured languages!