

Storytime at Schlow

Baby & Me





Tales for Twos

Week 4: November 15

Theme: Giggles and Wiggles

SCHLOW
CENTRE
REGION
LIBRARY

Today's books:



Songs

Opening (Closing) Song: Happy Day


(tune: "Twinkle, Twinkle, Little Star")

It's a happy, happy day
We can sing and we can play
Wiggle fingers, wiggle toes
Touch your tummy and your nose
Raise your arms and shout HOORAY (GOODBYE)!
On this happy, happy day




Shake My Sillies Out

I've gotta shake, shake, shake my sillies out,
Shake, shake, shake my sillies out,
Shake, shake, shake my sillies out,
And wiggle my waggles away!
...clap my crazies out
...jump my jiggles out
...yawn my sleepies out
...shake my sillies out



Can You Wiggle Like a Worm?

Can you wiggle like a worm?
Can you squiggle? Can you squirm?
Can you flutter? Can you fly like a gentle butterfly?
Can you crawl upon the ground
Like a beetle that is round?
Can you move with me?
Can you flip? Can you flop?
Can you give a little hop?
Can you slither like a snake?
Can you give a little shake?
Can you dance like bee
Who is buzzing round a tree?
Can you move with me?



Underneath the Monkey Tree

(tune: "The Muffin Man")

Come and play a while with me
Underneath the monkey tree
Monkey see and monkey do
Just like monkeys in the zoo!

Swing your tail, one, two, three...
Jump around and smile like me...

Action Rhymes and Fingerplays

Open, Shut Them

Open, shut them
Open, shut them
Give a little clap, clap, clap
Open, shut them, open shut them
Lay them in your lap, lap, lap
Creep them, crawl them, creep them, crawl them
Right up to your chin, chin, chin
Open wide your little mouth...
But do not let them in, in, in!



Bounce and Stop

(tune: "Skip to My Lou, My Darlin'")

We bounce and bounce and bounce and stop
We bounce and bounce and bounce and stop
We bounce and bounce and bounce and stop
We bounce our baby right to the top
Wheeeee!

We rock
We tickle



Learning Continues at Home!

This week's early literacy practice: PLAY!

- Play is one of the primary ways young children learn about how the world works and learn language.
- Play helps children practice putting their thoughts into words.
- Play helps children think symbolically — that this item stands for this thing ("This box is a rocket ship!"), which helps them understand that words can stand for real objects or experiences.
- Play is how children practice becoming adults and process what they see and hear everyday.

<https://www.kdl.org/early-lit/five-practices>

Continue the Fun...

Story Puppets - Materials: Construction paper, Craft sticks, Glue, Scissors, Markers/Crayons. Directions: Cut out shapes of familiar story figures (i.e., 3 bears, 3 pigs, brown bear, etc.) or make your own with construction paper and markers. Color figures and then glue each figure onto its own craft stick.

Use as puppets to retell a favorite story or make up a new story!

(From The Big Book of Pre-K Learning Centers by Diane C. Ohanesian)



Apps for Laps!



G'night
Safari



Endless
Spanish



Memory
Train

What's Happening at Schlow?



The Nutcracker Ballet

November 19, 2017 2:30pm
Downsbrough Community Room



Celebrate the upcoming holiday season with excerpts from this favorite ballet.

Please visit schlowlibrary.org/children/events for more upcoming programs.