

Storytime at Schlow

Baby & Me




Tales for Twos

Week 1: October 25

Theme: Pets!

SCHLOW
CENTRE
REGION
LIBRARY

Today's books:



Songs

Opening (Closing) Song: Happy Day

(tune: "Twinkle, Twinkle, Little Star")

It's a happy, happy day
We can sing and we can play
Wiggle fingers, wiggle toes
Touch your tummy and your nose
Raise your arms and shout HOORAY (GOODBYE)!
On this happy, happy day

Love, Love, Love Your Pets

(tune: "Row, Row, Row Your Boat")

Love, love, love your pets
Love them every day
Give them food and water, too
Then let them run and play!



Six Little Dogs

(tune: "Six Little Ducks")

Six little dogs that I once knew
Fat ones, skinny ones, fair ones, too
But the one little dog with the brown curly fur
He led the others with a woof, woof, woof
Woof, woof, woof / Woof, woof, woof
He led the others with a woof, woof, woof!



If You're a Dog and You Know It

(tune: "If You're Happy and You Know It")

If you're a dog and you know it
Bark like this - Woof, woof!
If you're a dog and you know it
Bark like this - Woof, woof!
If you're a dog and you know it
And you really want to show it
If you're a dog and you know it
Bark like this - Woof, woof!
Run so fast / Eat your food / Chew your bone /
Wag your tail

Action Rhymes and Fingerplays

Five Dogs in the Bath Tub

One dog in the bathtub
Going for a swim
Knock, knock
(clap twice)
Splash, splash
(slap knees twice)
Come on in!
(Motion with both hands to come in)
Two, three, four, five...
All fell in!



Open, Shut Them

Open, shut them
Open, shut them
Give a little clap, clap, clap
Open, shut them
Open, shut them
Put them in your lap, lap, lap
Creep them, crawl them
Creep them, crawl them
Right up to your chin, chin, chin
Open wide your little mouth - Ahhhhh
But do not let them in, in, in!



Learning Continues at Home!



This week's early literacy practice: TALK!

The more words children hear in conversations during their early childhoods, the larger their vocabulary will be when they go to school. That big vocabulary helps children recognize words when they see them for the first time in print. *From www.clel.org/fiveearlyliteracypractices*

Continue the Fun...

Add a New Layer to Your Child's Artwork!

Talk to your children about what they draw, and write captions or stories together. This helps connect spoken and printed language. Encourage children to "sign" their artwork; this practice will help them understand that print represents words. As they practice eye-hand coordination and develop their hand muscles, children can begin to write the letters in their names.



(source: Carroll County (MD) Public Library)

Apps for Laps!



TinyHands
Raccoon
Treehouse



Go Away,
Big Green
Monster!



Doodle Math:
Shapes

What's Happening at Schlow?



Halloween Bash

Sunday, October 29

2pm-4pm - Children's Department



Join PSU's Student United Way for an afternoon of Halloween fun!

Please visit schlowlibrary.org/children/events for more upcoming programs.