




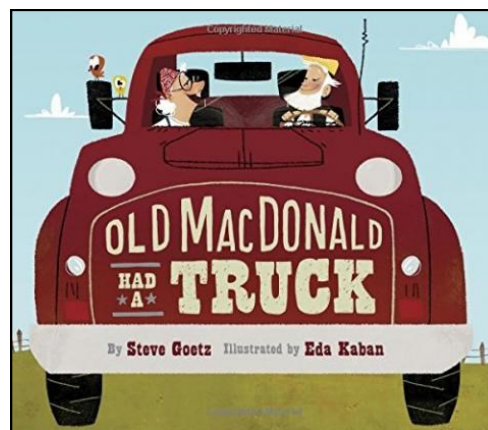

Storytime at Schlow

Babies & Toddlers

Week 1: September 12 - 14

Theme: Things That Go!

Today's books:



Songs

Opening (Closing) Song: Happy Day

(tune: "Twinkle, Twinkle, Little Star")

It's a happy, happy day

We can sing and we can play

Wiggle fingers, wiggle toes

Touch your tummy and your nose

Raise your arms and shout hooray! (goodbye!)

On this happy, happy day



Driving Around in My Little Green Car

(tune: "Ten Little Indians")

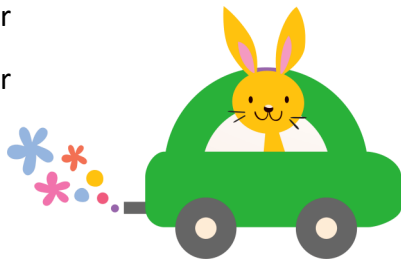
Driving around in my little green car

Driving around in my little green car

Driving around in my little green car

Zoom, zoom, zoom, zoom, zoom!

(Beep, beep, beep, beep, beep)



The Wheels on the Bus

The wheels on the bus go round and round,
Round and round, round and round,
The wheels on the bus go round and round,
All through the town.

Wipers go swish, swish, swish

Doors go open and shut

Driver says "Move on back!"

People go up and down

Mom's go "shh, shh, shh"

Noisy Things That Go

Bumpety bumpety goes the dump truck,

Bumpety bumpety goes the dump truck,

Bumpety bumpety goes the dump truck,

Bumping down the road - bump!

Chugga, chugga goes the train,

Chugga, chugga goes the train,

Chugga, chugga goes the train,

Chugging down the track - chug!

Vroom, vroom goes the car,

Vrooming down the road - vroom!

Action Rhymes and Fingerplays

Open, Shut Them

Open, shut them

Open, shut them

Give a little clap, clap, clap

Open, shut them

Open, shut them

Put them in your lap, lap, lap

Creep them, crawl them, creep them, crawl them

Right up to your chin, chin, chin

Open wide, your little mouth - ahhhh

But do not let them in, in, in!

This Little Train

This little train ran up the track

(run fingers up one arm)

It went, "Toot, toot!" and then came back

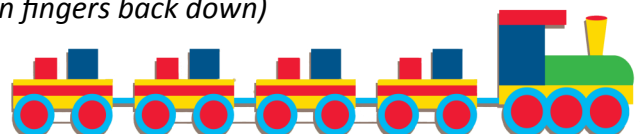
(run fingers back down)

The other train went up the track

(repeat on other arm)

It went, "Toot, toot!" and then came back

(run fingers back down)



Learning Continues at Home!



Phonological Awareness (hearing the smaller sounds within words)

Did you know that singing is one way to help children learn the sounds in language which will eventually help them learn to sound out words? Songs have a distinct note for each syllable so children hear the rhythm of language and hear words broken down into parts. - Saroj Ghoting

Continue the Fun...

Float or Sink?

1. Fill the water table or bucket with water.
2. Explain the safety rules that go along with water play. Remind your child that the water stays in the bucket or water table.
3. Pick some objects to go in the water (stay away from wooden toys and things with batteries).
4. Ask them, "Which items float, and which sink?"
5. Encourage them to experiment by putting different objects into the water. Observe and discuss the outcome. Ask your child which objects are heavier, which are lighter.
6. Help your child use problem-solving techniques to guess which is heavier.



Apps for Laps!

Spending screen time together - talking and thinking about what you see and do - adds the most value and meaning for your child. Try one of these apps with your child at Schlow!



AlphaTots



Jump See
Farm



Sleepy Mole's
Moving Day

What's Happening at Schlow?

Johnny Appleseed Day

Sunday, September 18, 2pm-4pm
Children's Department



Penn State Mortar Board invites you to celebrate Johnny Appleseed with hats, an apple mobile, and an apple tower challenge!

Please visit schlowlibrary.org/children/events for more upcoming programs.