




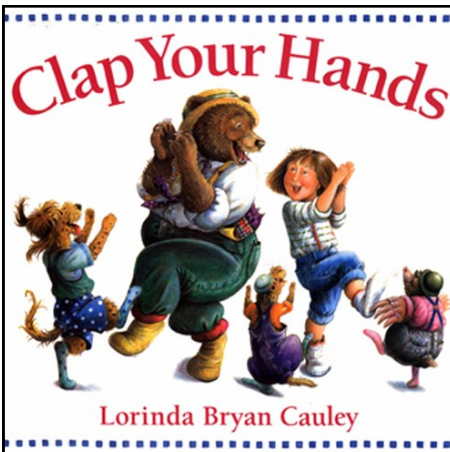



Storytime at Schlow

3s, 4s, and 5s

Week 4: September 30

Theme: Fun Movements!

Today's books:



Songs

Opening Song: Hands Go Up

(tune: "Twinkle, Twinkle, Little Star")

Hands go up and hands go down

I can turn around and round.

I can jump upon two shoes

I can listen, so can you.

I can sit, I'll show you how

Storytime is starting now.



Wiggle and Freeze

I've got a wiggle, wiggle, wiggle in my wiggling feet

And I wiggle, wiggle, wiggle to the wiggling beat

I've got a wiggle in my toes, a wiggle in my knees

And when the music stops, everyone freeze!

March

Jump

Tiptoe

Tap

Hop

Melting

Head, Shoulders, Knees, and Toes

Head, shoulders, knees, and toes

Knees and toes

Head, shoulders, knees, and toes

Knees and toes

Eyes and ears and mouth and nose

Head, shoulders, knees, and toes

Knees and toes!

Hokey Pokey

You put your right hand in

You take your right hand out

You put your right hand in

And you shake it all about

You do the hokey pokey

And you turn yourself around

That's what it's all about!

Left hand, right foot, left foot, head, etc.



Action Rhymes and Fingerplays

We Can Jump, Jump, Jump

We can jump, jump, jump

We can hop, hop, hop

We can clap, clap, clap

We can stomp, stomp, stomp

We can nod our heads for yes

We can shake our heads for no

We can bend our knees a little bit

And we can sit down really slow!



Two Little Feet

Two little feet go tap, tap, tap

Two little hands go clap, clap, clap

A quick leap up from my chair

And two little arms reach high in the air

Two little feet go jump, jump, jump

Two little fists go thump, thump, thump

One little body goes round and round

And one little child sits quietly down.



Learning Continues at Home!



Narrative Skills (retelling events or stories, adding descriptions)

When you have children tell stories from the pictures, you are developing their narrative skills, their expressive language. When they talk and give their own ideas, this helps them later understand what they read and also helps them understand how stories work.

- Saroj Ghoting

Continue the Fun...

Backyard Obstacle Course


Make your own at-home obstacle course for your kiddos! Here are some ideas you can use or adapt, depending upon what you have at home:

- Walk the "tightrope" using a jump rope or garden hose.
- Stand on one foot for a count of five.
- Crawl underneath a table or bench.
- Crawl through a large box or across a blanket.
- Make a line of hula hoops and jump from hoop to hoop.



Tired of listening to the same kids' songs over and over?


Check out our great CD collection! This week's recommendations include:



J CD HAR
I Wanna Play
Songs



J CD HUL
Sing Along with
Sam



J CD TRO
My Best Day

What's Happening at Schlow?

Block Party

Saturday, October 3

2pm-4pm

Let's party! Join us for family block-building activities.

Please visit schlowlibrary.org/children/events for more upcoming programs.