




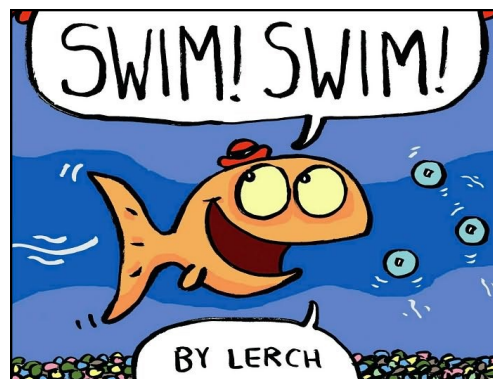




Storytime at Schlow

3s, 4s, and 5s

Week 4: November 17

Theme: Fish

Today's books:




Songs

Opening Song: Hands Go Up

(tune: "Twinkle, Twinkle, Little Star")

Hands go up and hands go down
I can turn around and round.
I can jump upon two shoes
I can listen, so can you.
I can sit, I'll show you how
Storytime is starting now.




Fishy Pokey

Put your left fin in
Take your left fin out
Put your left fin in
And you shake it all about
You do the fishy pokey and you turn yourself around
That's what it's all about!

Right fin
Tail

Sea Scarves

(tune: "Wheels on the Bus")



The fish in the sea go swish, swish, swish
Swish, swish, swish
Swish, swish, swish
The fish in the sea go swish, swish, swish
All day long

The dolphins in the sea swim round and round
The sand in the sea drifts down, down, down
The waves on the sea go up and down

Three Little Fish

(tune: "Three Blind Mice")

Three little fish, three little fish
(hold up three fingers)
See how they swim, see how they swim
(make swimming motion with arms)
Round and round and fast they go
("swim" and sing quickly)
Now they are going very slow
("swim" and sing slowly)



Action Rhymes and Fingerplays

Five Little Fishes

5 little fishes swimming near the shore
1 took a dive and then there were 4
4 little fishes were swimming out to sea
One went for food and then there were 3
3 little fishes said now what should we do?
One swam away and then there were 2
2 little fishes we are having great fun
One took a plunge and then there was 1
1 little fish said I like the warm sun
Away she went and then there were none!

Five Little Fishies Swimming in the Sea

Five little fishies swimming in the sea
Teasing Mr. Sharkie
You can't catch me
You can't catch me
Well along came Mr. Sharkie as quiet as can be
And he SNAPPED a fish right out of the sea!

Four...three...two...one

Learning Continues at Home!

Print Awareness (knowing that print has meaning)



There are lots of easy ways to help your child with his/her print awareness, such as:

- Have your child turn the pages.
- Point to words in one or two sentences, so your child can see the direction in which we read. (In English, from left to right and from top to bottom.)
- Have your child hold the book as you read or while he tells you the story.
- Point out the names on the cover, and explain the jobs of the author and illustrator.

- Saroj Ghoting

Continue the Fun...


Coffee Filter Fish

Flatten out a coffee filter on a plate, then have your child color it with markers. Next, wet the coffee filter (using a squirt bottle or by flicking drops of water onto the filter with your hands). Set aside to dry for a few hours, or dry with a blow-dryer on low heat for about 5 minutes. Once dry, cut out a fish shape from the coffee filter. Glue on some small strips and triangles of tinfoil for gills, and then glue on a wiggly eye and draw on a mouth. Help your child make it his/her own!




Tired of listening to the same kids' songs over and over?

Check out our great CD collection! This week's recommendations include:



J CD MIT
Blue Clouds



J CD RAF
*Raffi's Box of
Sunshine*



J CD SHA
Everybody Sing!

What's Happening at Schlow?



The Nutcracker

Sunday, November 22 2:30pm
Downsbrough Community Room



Celebrate the upcoming holiday season
with excerpts from this favorite ballet.

Please visit schlowlibrary.org/children/events for more upcoming programs.