



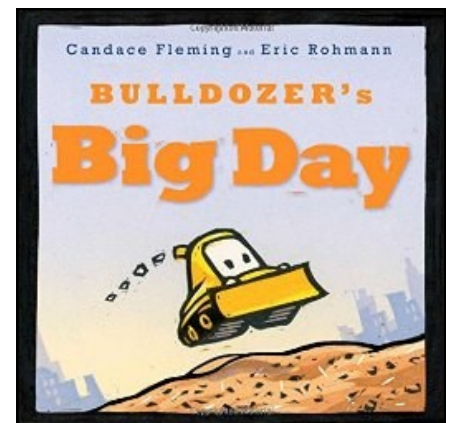


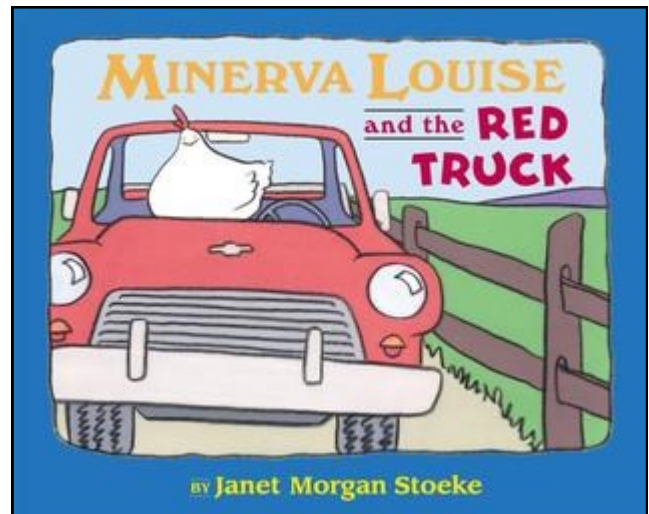
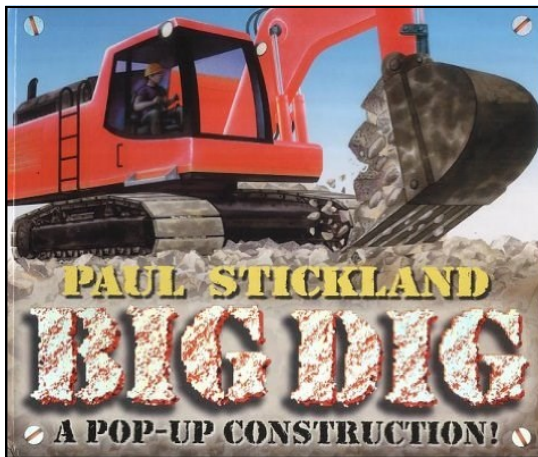
Storytime at Schlow

3s, 4s, and 5s

Week 3: September 23

Theme: Construction

Today's books:



Songs

Opening Song: Hands Go Up

(tune: "Twinkle, Twinkle, Little Star")

Hands go up and hands go down
I can turn around and round.
I can jump upon two shoes
I can listen, so can you.
I can sit, I'll show you how
Storytime is starting now.

Noisy Things That Go

(tune: "Ten Little Indians")

Bumpity bumpity goes the dump truck
Bumpity bumpity goes the dump truck
Bumpity bumpity goes the dump truck
Bumping down the road – bump! (clap hands at bump)

Chugga chugga goes the train
Vroom vroom goes the car



Scoop and Dump

(tune: "Skip to My Lou")

Scoop goes ditch digger in the dirt (3x)
Scoop up all the dirt! (*bend low, raise arms high*)

Reach up high with the crane (3x)
Hold the dirt up high! (*cup hand, hold high*)

Dump the dirt into the truck (3x)
Haul it all away! (*reach high, drop hands to knees*)

Construction Worker Song

This is the way we pound our nails
Pound our nails, pound our nails
This is the way we pound our nails
When we're busy building

Saw our wood
Turn our screwdriver
Drill a hole
Stack the bricks
Drive the truck

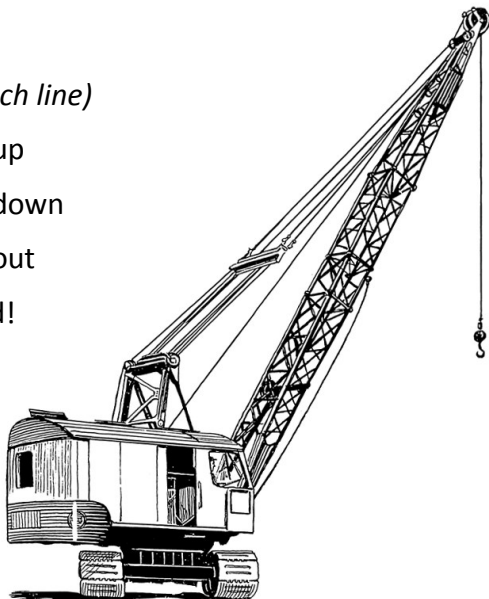


Action Rhymes and Fingerplays

Cranes

(*move with each line*)

Cranes reach up
Cranes reach down
Cranes reach out
And all around!



A House for Me

The carpenter's hammer goes rap, rap, rap
(*pound hand with fist*)
And his saw goes see, saw, see
(*move arm in sawing motion*)
He hammers and hammers
(*pound hand with fist*)
And he saws and saws
(*move arm in sawing motion*)
And he builds a house for me
(*make house outline with finger*)



Learning Continues at Home!




Letter Knowledge (knowing that letters are different from each other, have names, and represent sounds)

The main idea behind Letter Knowledge is shape recognition, so now is a great time to start pointing out basic shapes to your child. Give them shapes of different sizes and textures to feel and experiment with, and remember to repeat each shape's name a few times.

Continue the Fun...

Construction Play Mat

Using a piece of construction paper or cardstock as your base, create a construction play mat! Help your kiddo cut out various shapes - rocks, trees, bodies of water, buildings, whatever you can think of! - and glue them onto the mat. Make sure to draw or cut out a road, too. You can even add real pebbles or sand if you have them! After everything dries, your little construction worker can drive his cars and trucks all over the play mat.



Tired of listening to the same kids' songs over and over?

Check out our great CD collection! This week's recommendations include:



J CD RAF
Love Bug



J CD BER
*Laurie Berkner
Lullabies*



J CD PRE
Preschool Gym

What's Happening at Schlow?

Johnny Appleseed Day

Sunday, September 27

2pm-4pm

Try your hand at apple stamping, paper plate apples, and Johnny Appleseed hats with students from PSU Mortar Board.

Please visit schlowlibrary.org/children/events for more upcoming programs.