



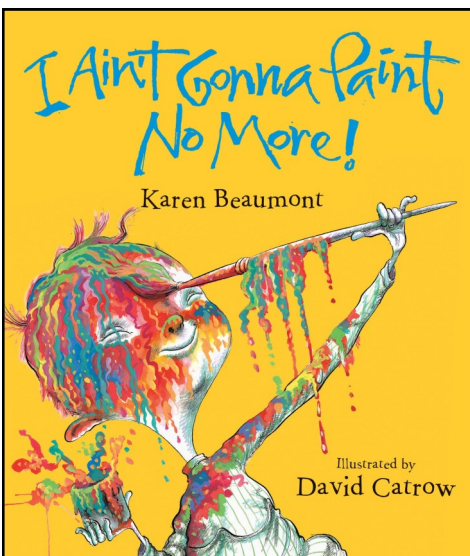


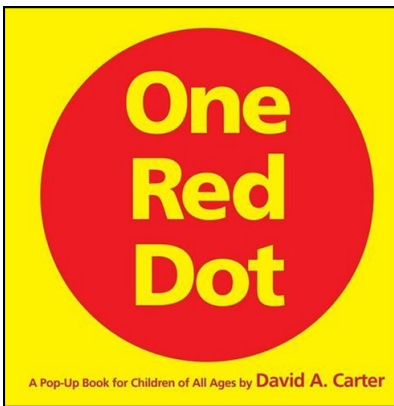


Storytime at Schlow

3s, 4s, and 5s

Week 2: September 16
Theme: Shapes and Colors

Today's books:



Songs

Opening Song: Hands Go Up

(tune: "Twinkle, Twinkle, Little Star")

Hands go up and hands go down
I can turn around and round.
I can jump upon two shoes
I can listen, so can you.
I can sit, I'll show you how
Storytime is starting now.

What Shape is This?

(tune: "The Muffin Man")

(hold up or point out a shape while singing...)

Do you know what shape this is
What shape this is, what shape this is
Do you know what shape this is I'm holding in my hand?

Yes, I have a [shape name]
A [shape name], a [shape name]
Yes, I have a [shape name]
Right here in my hand!

The Shape Song

(tune: "Twinkle, Twinkle, Little Star")

Put your square shape in the air
Hold it high and keep it there
Put your square shape on your back
Now please lay it on your lap
Put your square shape on your toes
Now please hold it by your nose
Hold your square shape in your hand
Now will everyone please stand
Wave your square shape at the door
Now please lay it on the floor
Hold your square shape and jump, jump, jump
Now throw your square shape way, way up!

(Circle, triangle, etc.)



Action Rhymes and Fingerplays

When I See Red

When I see red, I put my hand on my head
When I see blue, I touch my shoe
When I see green, I wash my face real clean
When I see yellow, I wave to the fellows
When orange is found, I put my hand on the ground
When I see pink, I think, I think, I think.



Blueberry Pancakes

Let's make pancakes
Yum, yum, yum
(rub your tummy)
And drop on blueberries
One by one
(pretend to drop blueberries)
Turn the pancakes
(pretend to flip pancakes)
Now they're done
Blueberry pancakes
Let's have some! *(pretend to eat)*



Learning Continues at Home!



Vocabulary (knowing the meanings of words including objects, concepts, feelings, actions, and ideas)

The language of nursery rhymes and books is different from the language of conversation. Rhymes and books often have one or two unusual words, ones that children don't hear in regular conversation. Having a large vocabulary helps children understand what they hear and what they will later read. Remember, don't replace those unfamiliar words, explain them.

- Saroj Ghoting and Betsy Diamant-Cohen

Continue the Fun...


Walking Water Color Experiment

Line up 7 cups, and fill every other cup with water. The outside glasses don't need quite as much water as the inside two. Add several drops of food coloring to the water - a different color for each glass. Try different combinations! Take a paper towel and fold it in half lengthwise. Then, fold it in half again. Then fold it in half horizontally. Cut a small portion of the bottom ends of the paper towel off, so it just touches the bottom of the glass. Take the paper towel and put one end in a glass with water and one end in the next glass that's empty. Do this for each glass in the row. Then, wait about 2 hours to see what happens!



Tired of listening to the same kids' songs over and over?


Check out our great CD collection! This week's recommendations include:



J CD DAN
*Dancin' in the
Kitchen*



J CD DIS
*Disney Junior - Get
Up and Dance*



J CD MOV
Move and Learn

What's Happening at Schlow?

Talk Like a Pirate Day

Saturday, September 19

9am-5pm

Storm into Schlow for some swashbucklin' surprises!

Please visit schlowlibrary.org/children/events for more upcoming programs.