
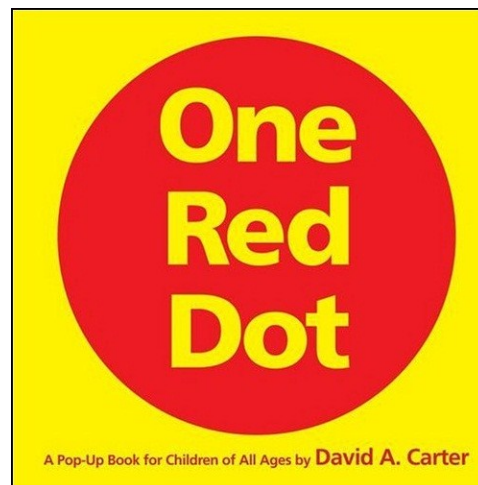



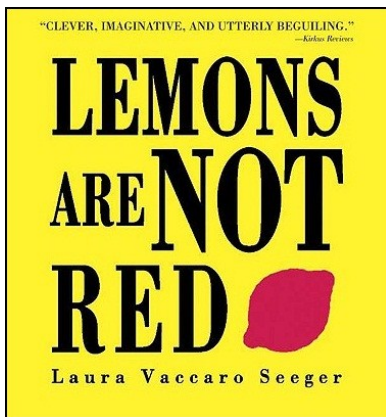


SCHLOW
CENTRE
REGION
LIBRARY

Storytime at Schlow

October 21 - 25, 2013

This week's books:



Songs

Opening song - Hands Go Up

(to the tune of "Twinkle, Twinkle Little Star")

Hands go up and hands go down,

I can turn around and round.

I can jump upon two shoes.

I can listen; so can you.

I can sit; I'll show you how.

Storytime time is starting now!

Color Hokey Pokey

You put blue in,

You take blue out

You put blue in

And you shake it all about

You do the hokey-pokey

And you turn yourself around

That's what it's all about!

(Red, green, orange, purple, yellow)

Shake My Sillies Out

I've gotta shake, shake, shake my sillies out,

Shake, shake, shake my sillies out,

Shake, shake, shake my sillies out,

And wiggle my waggles away!

...clap my crazies out

...jump my jiggles out

...yawn my sleepies out

...shake my sillies out



Colors

(to the tune of "Head, Shoulders, Knees, and Toes")

Red, yellow, green and blue

Green and blue

Red, yellow, green and blue

Green and blue

Purple, orange, brown and black

Red, yellow, green and blue

Green and blue

Action Rhymes and Fingerplays

Two Little Feet

Two little feet go tap, tap, tap,

Two little hands go clap, clap, clap.

A quick leap up from my chair,


And two little arms reach high in the air.

Two little feet go jump, jump, jump,

Two little fists go thump, thump, thump.

One little body goes round and round,

And one little child sits quietly down.



Open, Shut Them

Open, shut them

Open, shut them,

Give a little clap, clap, clap.

Open, shut them, open shut them,

Lay them in your lap, lap, lap.

Creep them, crawl them, creep them, crawl them,

Right up to your chin, chin, chin.

Open wide your little mouth...

But do not let them in, in, in!

Learning Continues at Home

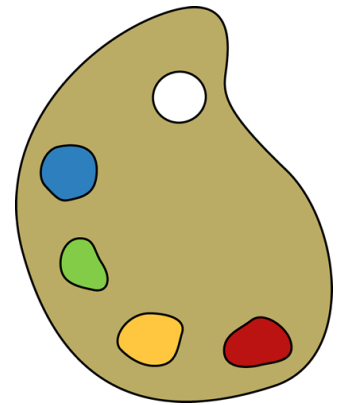
Early Literacy Skill: Vocabulary (knowing the meanings of words for things, concepts, feelings & ideas)

Helping your child learn the names of colors is just one way to expand their vocabulary. By describing what you do throughout the day in new and unusual ways, you can easily introduce your child to a ton of new words. For example, instead of talking about going for a *walk*, you can go for a *stroll*, and then practice walking in fun ways: sauntering, marching, or even waddling.

Continue the Fun...


No-Mess Color Mixing

Pour red and blue paint into a plastic bag, seal it, and ask your child to use their fingers to mix the two colors together. Talk about the colors that you started with, as well as the color they've created. Try it with as many combinations as you can, remembering to talk about what you're doing all the while!




Tired of listening to the same kids' songs over and over?


Check out our great CD collection! This week's recommendations include:



Joanie Bartels:
Bathtime Magic



The Wiggles:
Yummy Yummy!



Carol Totsky
Hammett: *Toddlers
on Parade*

What's Happening at Schlow?

Free Developmental Screenings

Friday, November 1st, 2013

9am-12pm

Bring your child in to the Children's Department for a skill evaluation performed by a friendly certified therapist.

Please visit schlowlibrary.org/children for more information!