









Storytime at Schlow

3s, 4s, and 5s

Week 4: November 9

Theme: Owls

Today's books:



Songs and Rhymes

Opening (Closing) Song

Hands go up and hands go down
I can turn around and round
I can jump upon two shoes
I can listen so can you
I can sit I'll show you how
Storytime is staring now.



If You Want to Be An Owl

If you want to be an owl
Shout - Whooo! Whooo!
If you want to be and owl
Shout - Whooo! Whooo!
Then you get to sleep all day
And at night go out to play.
If you want to be an owl
Shout - Whooo! Whooo!
...flap you wings
...look around
...shake your feathers



Five Little Owls

Five little owls on a moonlit night
Five little owls are quite a sight
Five little owls - Are you keeping score?
One flew away! And then there were four
Four little owls happy as can be
One flew away, then there were three
Three little owls calling who, who
One flew away and that left two
Two little owls, having lots of fun
One flew away and that left one
One little owl, and we are almost done
He flew away and that leaves...none!

Shake My Sillies Out


I've gotta shake, shake, shake my sillies out,
Shake, shake, shake my sillies out,
Shake, shake, shake my sillies out,
And wiggle my waggles away!
...clap my crazies out
...jump my jiggles out
...yawn my sleepies out
...shake my sillies out

A Wide-Eyed Owl

There's a wide-eyed owl (*make binoculars with hands on eyes*)
With a pointed nose (*point to nose*)
Two pointed ears (*grab ears*)
And claws for toes (*wiggle fingers and point to toes*)
He lives way up in the tree (*point up to the ceiling*)
And when he looks at you (*point*)
He flaps his wings (*flap arms like wings*)
And says who-whooo! (*continue flapping*)

Tap Your Sticks

Tap your sticks, tap your sticks,
1, 2, 3! 1, 2, 3!
Can you tap your sticks,
can you tap your sticks,
Just like me, just like me!



Tap your sticks, tap your sticks,
Way up high! Way up high!
Now bend down, now bend down,
Tap the ground, tap the ground!

Learning Continues at Home!



Print Awareness (Print Awareness includes knowing that print has meaning, knowing how to handle a book, and noticing print all around.)

Vocabulary is one of the early literacy skills that researchers say is important for children to have in order to learn to read. The more vocabulary children have the easier it will be for them to understand what they are reading. Vocabulary is knowing the names of things, feelings, concepts, and ideas.

Continue the Fun...

Print is all around us!

Find some examples of things in the room that have print on them, and explain to your child what the words are telling you. (The Exit sign means we go out through this door.) Ask your child to find other examples. As you are going home point out other examples of print, such as street signs, billboards, restaurant or business signs, etc.



Apps for Laps!

Spending screen time together - talking and thinking about what you see and do - adds the most value and meaning for your child. Try one of these apps with your child at Schlow!



Marco Polo
Weather



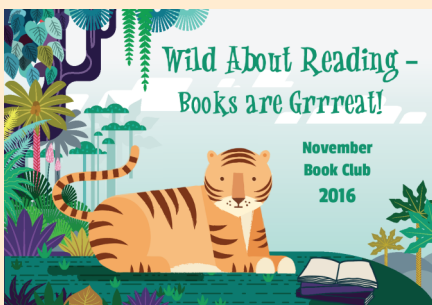
Monkey
Word School
Adventure



Rounds: Parker
Penguin



What's Happening at Schlow?



November Book Club

November 1 - 30, 2016

Ages 0-12

Register for the November Book Club and read all month long! Set your own goals and log your books throughout the month!

Please visit schlowlibrary.org/children for more upcoming programs.