





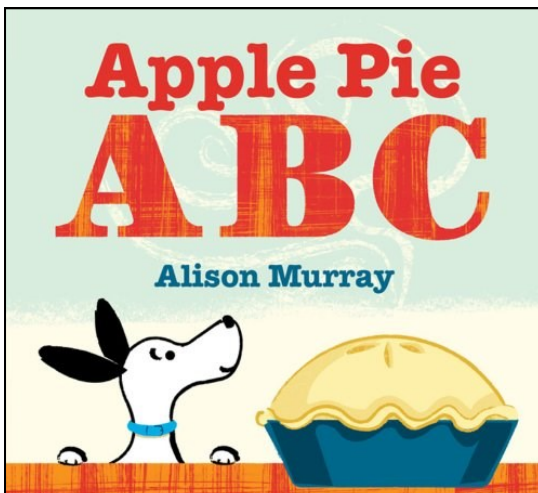


Storytime at Schlow

3s, 4s, & 5s

Week 2: September 20

Theme: Food!

Today's books:



Songs

Opening (Closing) Song: Hands Go Up

(tune: "Twinkle, Twinkle, Little Star")

Hands go up and hands go down
I can turn around and round
I can jump upon two shoes
I can listen, so can you
I can sit, I'll show you how
Storytime is starting now!

Vegetable Soup

(tune: "Farmer in the Dell")

The soup is boiling up
The soup is boiling up
Stir slow, around we go
The soup is boiling up

First we add the broth
First we add the broth
Stir slow, around we go
The soup is boiling up

Now we add some carrots...
(Other vegetables)



Apples and Bananas



I like to eat, eat, eat apples and bananas
I like to eat, eat, eat apples and bananas

I like to ate, ate, ate ay-ples and ba-nay-nays...
I like to eat, eat, eat ee-ples and bee-nee-nees...
I like to ite, ite, ite i-ples and bi-ni-nis...
I like to ote, ote, ote oh-ples and bo-no-nos...
I like to ute, ute, ute, uh-ples and bu-nu-nus...

Two Red Apples

(tune: "This Old Man")

Way up high, in a tree
(raise hands over head)
Two red apples smiled at me
(smile)
So I shook that tree as hard as I could
(pretend to shake tree)
Down came the apples,
Mmmmm, they were good!
(rub tummy)


Action Rhymes and Fingerplays

Popcorn Rhyme

You put the oil in the pot
And you let it get hot
You put the popcorn in
And you start to grin
Sizzle-sizzle, sizzle-sizzle
Sizzle-sizzle, sizzle-sizzle
Sizzle-sizzle, sizzle-sizzle...POP!

Plant an Apple

Eat an apple
(bring hand to mouth)
Save the core
(make fist with hand)
Plant the seeds
(bend down and touch the ground)
And grow some more!
(stand up and extend both arms out)



Learning Continues at Home!



Vocabulary (Knowing the names of things and understanding feelings & concepts)

Why is it important for children to hear a wide range of vocabulary and to expose them to many words?

Children need to know the meaning of words to understand what they are reading.

When you think about it, you know if you are reading a word correctly if you have heard it before. You are sounding it out. The more words children hear, the more ready they will be to make connections between sounding out words and knowing they're pronouncing them correctly.

Continue the Fun...

Milk Painting

You'll need: Almond or Cow's milk, dishsoap, Q-tips, food coloring, shallow plates or wide bowls

1. Fill a plate or bowl with milk
2. Drop in at least 2 drops of 4 colors of food coloring.
3. Generously dip the end of a Q-tip in dishsoap, now dip the Q-tip into the milk next to a drop of color.
4. Gently swirl the Q-tip through different colors and you'll see rivers of color starting to form!



Apps for Laps!

Spending screen time together - talking and thinking about what you see and do - adds the most value and meaning for your child. Try one of these apps with your child at Schlow!



Bizzy Bear
Build



Feltboard
Mother Goose
on the Loose



Sid's Science
Fair

What's Happening at Schlow?

Who's Ready to Sign

Sunday, September 25, 2pm-4pm
Children's Department



Kids: Have a hoot of an afternoon! Make owl prints, decorate an owl, and learn basic signs with Penn State's Sign Language Organization!



Please visit schlowlibrary.org/children/events for more upcoming programs.