



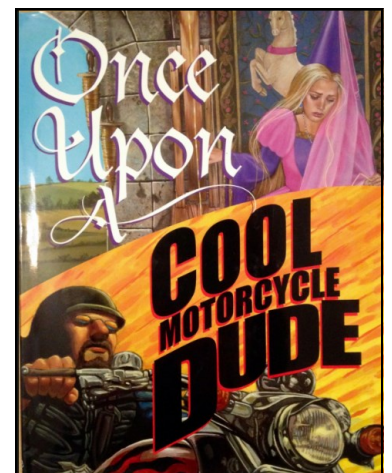
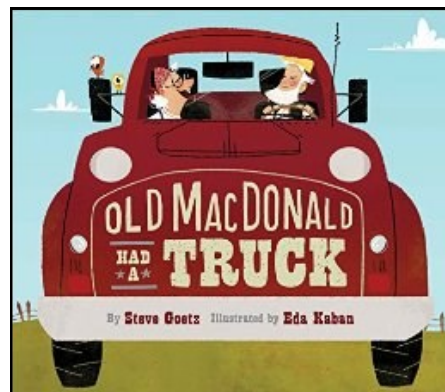
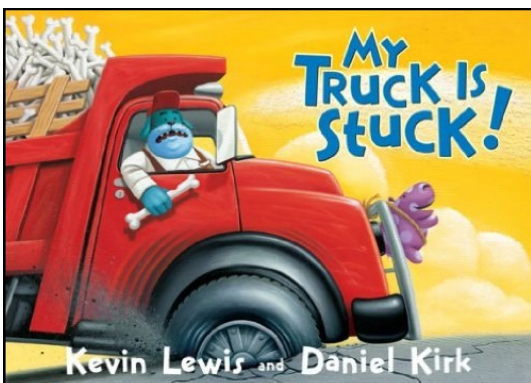
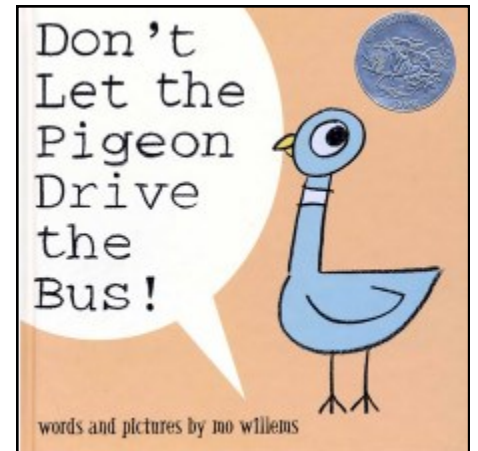

Storytime at Schlow

3s, 4s, & 5s

Week 1: September 12 - 14

Theme: Things That Go!

Today's books:




Songs

Opening (Closing) Song: Hands Go Up

(tune: "Twinkle, Twinkle, Little Star")

Hands go up and hands go down
I can turn around and round
I can jump upon two shoes
I can listen, so can you
I can sit, I'll show you how
Storytime is starting now!



Drive, Drive, Drive

(tune: "Row, Row, Row Your Boat")

Drive, drive, drive your car
All around the town
Merrily, merrily, merrily, merrily
Up the hills and down

Turn, turn, turn the key
Make the engine roar
Merrily, merrily, merrily, merrily
Let's go to the store!

We are Driving Very Fast

(tune: "She'll Be Comin' 'Round the Mountain")

We are driving very fast, very fast
(pretend to steer car quickly)
We are driving very fast, very fast
We are driving very fast
We are driving very fast
We are driving very fast, very fast!



My Bike

(tune: "The Farmer in the Dell")

I pedal round and round
(roll hands around each other)
I pedal round and round
I steer my bike *(pretend to steer bike)*
To where I like
I pedal round and round!

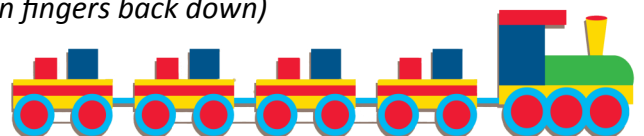
Action Rhymes and Fingerplays

Open, Shut Them

Open, shut them
Open, shut them
Give a little clap, clap, clap
Open, shut them
Open, shut them
Put them in your lap, lap, lap
Creep them, crawl them, creep them, crawl them
Right up to your chin, chin, chin
Open wide, your little mouth - ahhhh
But do not let them in, in, in!

This Little Train

This little train ran up the track
(run fingers up one arm)
It went, "Toot, toot!" and then came back
(run fingers back down)
The other train went up the track
(repeat on other arm)
It went, "Toot, toot!" and then came back
(run fingers back down)



Learning Continues at Home!



Phonological Awareness (hearing the smaller sounds within words)

Did you know that singing is one way to help children learn the sounds in language which will eventually help them learn to sound out words? Songs have a distinct note for each syllable so children hear the rhythm of language and hear words broken down into parts. - Saroj Ghoting

Continue the Fun...

Apple Boats

Can you float an apple boat? Cut pieces of apple and make sails using cardstock and toothpicks. Talk about what it means to sink or float. Will different size apple pieces float as well as others? What will happen if you change the size of the sail? This is a simple - but great - STEM activity!



Apps for Laps!

Spending screen time together - talking and thinking about what you see and do - adds the most value and meaning for your child. Try one of these apps with your child at Schlow!



AlphaTots



Jump See
Farm



Sleepy Mole's
Moving Day

What's Happening at Schlow?

Johnny Appleseed Day

Sunday, September 18, 2pm-4pm
Children's Department



Penn State Mortar Board invites you to celebrate Johnny Appleseed with hats, an apple mobile, and an apple tower challenge!

Please visit schlowlibrary.org/children/events for more upcoming programs.