

# Storytime



# at Schlow




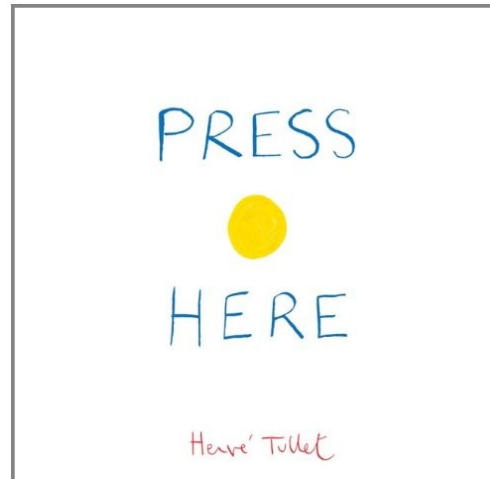


3s, 4s, & 5s Storytime

Week 4: March 31 - April 4, 2014

Theme: Look and Guess



## This week's books:



# Songs

## Opening (Closing) Song: Happy Day

*(tune: Twinkle, Twinkle, Little Star)*

It's a happy, happy day,  
We can sing and we can play.  
Wiggle fingers, wiggle toes.  
Touch your tummy and your nose.  
Raise your arms and shout HOORAY! (goodbye!)  
On this happy, happy day.



## Shake My Sillies Out

I've gotta shake, shake, shake my sillies out,  
Shake, shake, shake my sillies out,  
Shake, shake, shake my sillies out,  
And wiggle my waggles away!

...clap my crazies out

...jump my jiggles out

...yawn my sleepies out

...shake my sillies out

## If Your Clothes Have Any Red


If your clothes have any red, any red  
If your clothes have any red, any red  
If your clothes have any red,  
Put your hands up on your head  
If your clothes have any red, any red



# Action Rhymes and Fingerplays

## Two Little Blackbirds


Two little blackbirds sitting on a hill  
One named Jack, one named Jill  
Fly away Jack  
Fly away Jill  
Come back Jack, come back Jill \*kiss\*  
Muah!



## Two Little Feet

Two little feet go tap, tap, tap,  
Two little hands go clap, clap, clap.  
A quick leap up from my chair,  
And two little arms reach high in the air.  
Two little feet go jump, jump, jump,  
Two little fists go thump, thump, thump.  
One little body goes round and round,  
And one little child sits quietly down.

# Learning Continues at Home




**Print awareness** (the knowledge that print has meaning, environmental print, how to handle a book)

Once your child has become comfortable with books, testing their knowledge can be fun for both of you. For example, try starting off reading a book upside down. Does your child notice? If not, ask your child how we read books, wait a few seconds for an answer, and then show and tell! Flip the book the right way and start from the front cover.

## Continue the Fun...


### Water "Coloring"

Water "coloring" is a safe and fun art activity that can help increase fine motor skill development. Show your child how to dip a paintbrush in the bowl of water and "paint" walls, benches or other outdoor objects - or colored construction paper if it's cold outside! Dipping hands into the water and making handprints is fun too. Talk about why the painting eventually disappears!




### Tired of listening to the same kids' songs over and over?


Check out our great CD collection! This week's recommendations include:



*Music Play for  
Folks of All  
Stripes*  
(J CD GIL)



*Zagzig*  
(J CD CHA)




*Cousins Jamboree*  
(J CD HAR)

## What's Happening at Schlow?

Penn State Thespians present

### Lilly's Purple Plastic Purse

Thursday, April 3 at 7pm • Saturday, April 5 at 11am & 1pm  
Lilly has a fabulous purple plastic purse and she wants to show it to everyone! But what will happen if she can't wait until sharing time?



Please visit [schlowlibrary.org/children/events](http://schlowlibrary.org/children/events) for more upcoming programs.