

Storytime at Schlow





3s, 4s, & 5s Handout

November 12, 2014

Theme: Bathtime



Today's books:



Songs

Opening (Closing) Song: Hands Go Up

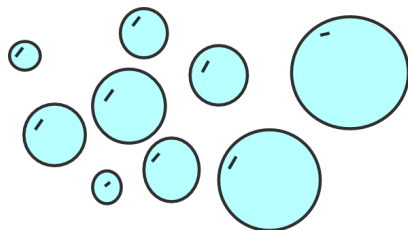
(tune: "Twinkle, Twinkle, Little Star")

Hands go up and hands go down,
I can turn around and round.
I can jump upon two shoes.
I can listen, so can you. (*I can clap and so can you.*)
I can sit I'll show you how, (*I can wave, I'll show you how*)
Storytime is starting now. (*Storytime is done for now!*)

Ten Little Bubbles

(tune: "Ten Little Indians")

One little, two little, three little bubbles
Four little, five little, six little bubbles
Seven little, eight little, nine little bubbles
Ten little bubbles go POP POP POP
Pop, pop, pop, let's pop those bubbles
Pop, pop, pop, let's pop those bubbles
Pop, pop, pop, let's pop those bubbles
At the library!



This is the Way We Wash Our...

This is the way we wash our face
Wash our face, wash our face
This is the way we wash our face
So early in the morning

This is the way we wash our arms
Wash our arms, wash our arms
This is the way we wash our arms
So early in the morning

This is the way we wash our feet
Wash our feet, wash our feet
This is the way we wash our feet
So early in the morning



There are Bubbles in the Air

(tune: "If You're Happy And You Know It")

There are bubbles in the air, in the air
There are bubbles in my hair, in my hair
There are bubbles in the air
There are bubbles in my hair
There are bubbles everywhere, everywhere!

Action Rhymes and Fingerplays

After My Bath

After my bath, I try, try, try
To rub myself till I'm dry, dry, dry
(*pretend to rub body with a towel*)
Hands to dry and fingers and toes
(*point to body parts*)
Two wet legs and one shiny nose
(*point to body parts*)
Just think how much less time it would take
If I were a dog and could shake, shake, shake!
(*shake whole body*)



We Can Jump, Jump, Jump

We can jump, jump, jump
We can hop, hop, hop
We can clap, clap, clap
We can stomp, stomp, stomp
We can nod our heads for yes
We can shake our heads for no
We can bend our knees a little bit
And sit down very slow



Learning Continues at Home



Print Awareness (noticing print; recognizing that print has meaning; knowing how to hold a book; and how to follow the written word on a page)

Children must be familiar with how books work. They should understand that books have different parts (cover, back, spine, and book pages); that print is read a certain way (i.e., in English, print is read from left to right and top to bottom); that although books have words and pictures to tell the story, it is the print that is actually being read; and the author writes a story and an illustrator draws the pictures. When children feel comfortable with books, they can concentrate on reading. - Saroj Ghoting

Continue the Fun...


Bathtime Art Time!

Use bath paint to add a creative element to bathtime! Add a small amount of shaving cream to a small bowl and add a few drops of food coloring. Mix it until it's combined. Make as many colors as you want; muffin tins make great paint holders! Give your child a brush, or encourage him or her to paint letters, numbers, shapes, and pictures with any artist's best tool: fingers!



Tired of listening to the same kids' songs over and over?


Check out our great CD collection! This week's recommendations include:



Globalullabies
(J CD FRE)



Toddler Favorites Too!
(J CD TOD)



Clifford the Big Red Dog
(J CD CLI)

What's Happening at Schlow?



Gobble Up a Book!



Sunday, November 16

2pm-4pm

Give thanks for reading with leaf wreaths, turkey puppets, and more!

Please visit schlowlibrary.org/children/events for more upcoming programs.