








# Storytime at Schlow

3s, 4s, & 5s and  
Everybody Storytime

Week 4: February 8-9, 2016

Theme: Monkeys!

## Today's books:



# Songs

## Opening Song: Hands Go Up


(tune: "Twinkle, Twinkle, Little Star")

Hands go up and hands go down  
I can turn around and round.  
I can jump upon two shoes  
I can listen, so can you.  
I can sit, I'll show you how  
Storytime is starting now.



## Shake My Sillies Out

I'm gonna shake, shake, shake my sillies out  
Shake, shake, shake my sillies out  
Shake, shake, shake my sillies out  
And wiggle my waggles away  
  
Jump my jiggles out  
Clap my crazies out



## Underneath the Monkey Tree

(tune: "Do You Know the Muffin Man?")

Come and play a while with me  
Underneath the monkey tree  
Monkey see and monkey do  
Just like monkeys in the zoo!



Swing your tail, one, two, three...

Jump around and smile like me...

## Itsy Bitsy Monkey

(tune: "Itsy Bitsy Spider")

The itsy bitsy monkey climbed up the coconut tree  
*(making upwards climbing motion with hands)*  
Down came a coconut and hit him on the knee - OUCH!  
*(slap hands on knee)*  
Out came a lion, who made a mighty ROAR!  
*(make your best lion face and ROAR!)*  
And the itsy bitsy monkey climbed up the tree once  
more!  
*(making upwards climbing motion with hands)*



# Action Rhymes and Fingerplays

## Monkey See, Monkey Do

Monkey see, monkey do  
Little monkey in the zoo  
Monkey, monkey, in the tree  
Can you jump around like me?

Swing tail  
Clap hands  
Nod head  
Sit down



## Five Little Monkeys Sitting in a Tree

Five little monkeys sitting in a tree  
Teasing Mr. Alligator, "You can't catch me!  
You can't catch me!"  
When along comes Mr. Alligator  
Quiet as can be  
And he SNAPS that monkey  
Right out of that tree!



# Learning Continues at Home!



## **Narrative Skills** (telling stories, describing people, places, and events)

The ability to predict and to remember a sequence of events both help children on the road to becoming good readers. After reading a story, help your child practice by answering questions like these together: “What happened first?”, “How did the story end?”, and “What do you remember about the story?”

Saroj Ghoting

## Continue the Fun...


### **Balloon Fun!**

Balloons are a great way to help your kiddos - big and small - let loose when going outside isn't an option. For babies, you'll simply need a helium inflated balloon (foil rather than latex) and some string. Make a large loop in the string and place it carefully over your child's foot. As your baby kicks his/her leg and moves the balloon, they'll practice eye tracking, concentration, movement, and cause and effect. Remember to always be present and discard the balloon and string at the end of the activity being completed. For older children, head to the Dollar Store for some new flyswatters and a bag of balloons and play a game of Balloon Tennis!



### Tired of listening to the same kids' songs over and over?

Check out our great CD collection! This week's recommendations include:



J CD DIA

*Listen, Like, Learn  
with Mother Goose  
on the Loose!*



J CD RAF

*Songs of  
Our World*



J CD SLE

*Sleepytime:  
Soothing Songs for  
Baby and Parents*

## What's Happening at Schlow?



### A Dream is a Wish Your Heart Makes Cabaret

Saturday, February 13 at 11am and 2:30pm

Downsbrough Community Room

Join the Penn State Thespians for a Disney sing-along!  
For extra fun, come dressed as your favorite character.



Please visit [schlowlibrary.org/children/events](http://schlowlibrary.org/children/events) for more upcoming programs.