

Storytime at Schlow







3s, 4s, & 5s Storytime

March 30 - April 1, 2015

Theme: Spring

Today's books:



Songs

Opening (Closing) Song: Hands Go Up

(tune: "Twinkle, Twinkle, Little Star")

Hands go up and hands go down,
I can turn around and round.
I can jump upon two shoes.
I can listen, so can you. *(I can clap and so can you.)*
I can sit I'll show you how, *(I can wave, I'll show you how)*
Storytime is starting now. *(Storytime is done for now!)*

I Wish I Were a Little Butterfly

(tune: "Oh, I Wish I Were a Little Bar of Soap")

Oh, I wish I were a little butterfly
Butterfly
Oh, I wish I were a little butterfly
Butterfly
I would zoom, zoom, zoom
All around the room
Oh, I wish I were a little butterfly



The Umbrella Song

Down come the raindrops
SPLASH, SPLASH, SPLASH! *(stamp feet)*
Let's run for cover
DASH, DASH, DASH! *(run in place)*
Pitter patter, pitter patter
DRIP, DRIP, DROP! *(clap hands in rhythm)*
I'm under my umbrella 'til the raindrops STOP!
(put up pretend umbrella)



Hello, Spring

(tune: "Goodnight Ladies")

Hello, spring
Hello, spring
Hello, spring
We hope you're here to stay!

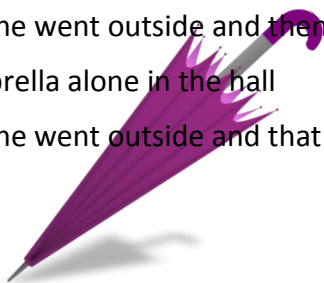
(replace the word "spring" with other spring words: green grass, robins, rainbow, flowers, butterflies, etc.)



Action Rhymes and Fingerplays

Five Umbrellas

Five umbrellas stood by the back door
The red one went outside and then there were four
Four umbrellas pretty as can be
The blue one went outside and then there were three
Three umbrellas with nothing to do
The green one went outside and then there were two
Two umbrellas just waiting to have fun
The yellow one went outside and then there was one
Just one umbrella alone in the hall
The purple one went outside and that was all!



Little Caterpillar

There was a little caterpillar crawling all about
(walk with fingers on arm)
He worked and he worked without a doubt
(wiggle fingers)
Wrapping himself in a snug cocoon
(wrap other hand around fingers)
Waiting and waiting, will it be soon?
(hold fingers)
Look, he's coming out, my oh my!
(raise arms in excitement)
For now he's become a beautiful butterfly!

Learning Continues at Home



Print Awareness (knowing that print has meaning, how to handle a book)

Writing (including scribbling) is one way to develop print awareness. Encourage your child to “read” to you what he or she has written. Give them some paper and crayons, markers, pencils, chalk, or they can write in shaving cream and or instant pudding. Scribbling and drawing are the beginning steps to writing.

- Saroj Ghoting

Continue the Fun...

Invite Hummingbirds to Your Yard

In a clean plastic bottle, make a hole about 1 inch (2.5 cm) from the cap. Push a plastic straw through the hole. Fill the bottle with water, turn it upside down, and adjust the straw until water fills it up without spilling out. Empty the bottle and glue the straw in place with waterproof glue. Tie a string around the bottle to hang it, and add a circle of red cardboard or plastic around the straw. Watch the hummingbirds together!




Tired of listening to the same kids' songs over and over?

Check out our great CD collection! This week's recommendations include:



J CD MOS
*Most Amazing
Dinosaur Songs*



J CD HAR
Big Big World



J CD RAF
Banaphone



What's Happening at Schlow?



Free Developmental Screenings

Friday, April 10* 9am-11:30am

Ages: Newborn to 5. Evaluations administered by certified therapists.

*Please note the date change; originally scheduled for 4/3.

Please visit schlowlibrary.org/children/events for more upcoming programs.