







# Storytime at Schlow



3s, 4s, & 5s Storytime and Everybody Storytime  
September 23, 2014  
Theme: Move Around!

## Today's books:



# Songs

## Opening (Closing) Song: Hands Go Up

(tune: "Twinkle, Twinkle, Little Star")

Hands go up and hands go down,  
I can turn around and round.  
I can jump upon two shoes.  
I can listen, so can you. (*I can clap and so can you.*)  
I can sit I'll show you how, (*I can wave, I'll show you how*)  
Storytime is starting now. (*Storytime is done for now!*)

(*Words in italics are closing song changes.*)

## Shake Your Sillies Out

I'm gonna shake, shake, shake my sillies out  
Shake, shake, shake my sillies out  
Shake, shake, shake my sillies out  
And wiggle my wobbles away

Jump my jiggles out  
Clap my crazies out  
Stomp my stompies out  
Yawn and stretch my yawnies out



## Head, Shoulders, Knees & Toes

Head, shoulders, knees and toes, knees and toes.  
Head, shoulders, knees and toes, knees and toes.  
Eyes, and ears and mouth and nose.  
Head, shoulders, knees and toes, knees and toes!

## Wiggle and Freeze

I've got a wiggle wiggle wiggle in my wiggling feet  
And I wiggle wiggle wiggle to the wiggling beat  
I've got a wiggle in my toes, a wiggle in my knees  
And when the music stops everyone freeze  
(*March, jump, tiptoe, tap, hop, melting*)

# Action Rhymes and Fingerplays

## I'm a Little Beetle

I'm a little beetle  
And I wiggle all day  
(*Bounce or rock baby on your lap*)  
But if you get too close to me  
I'll FLY away!  
(*On "fly", lift baby up*)



I'm a little ladybug...

I'm a little bumblebee...



## We Can Jump, Jump, Jump

We can jump, jump, jump  
We can hop, hop, hop  
We can clap, clap, clap  
We can stomp, stomp, stomp  
We can nod our heads for yes  
We can shake our heads for no  
We can bend our knees a little bit  
And we can sit down really slow



# Learning Continues at Home



**Letter Knowledge** (learning to name letters and to recognize them everywhere)

Research shows that it is best to teach children the name of the letter, as well as the sound that the letter makes. (For example, P is the name of the letter. It makes the sound “puh”, which is written /p/.) Children who know their letters and letter sounds have an easier time learning to read than those who don’t.

Saroj Ghoting

## Continue the Fun...


### Play-dough Puzzle

Have some play-dough that’s drying out? Use it in a new way! Flatten a ball of dough to about 1/4 inch thick. Using cookie cutters, punch out shapes or objects. Carefully remove the pieces of dough from each cutter and lay them on a towel to dry completely. When the "puzzle pieces" are dry, they are ready for use! Help your child find the right spot for each piece.




### Tired of listening to the same kids’ songs over and over?


Check out our great CD collection! This week’s recommendations include:



*Instrumental Favorites*  
(J CD INS)



*Rabbit Days and Dumplings*  
(J CD PAR)



*Get Moving*  
(J CD JEN)

## What’s Happening at Schlow?



### Free Developmental Screenings

Friday, October 3 - 9am - 12pm

Bring your child in for a skill evaluation performed by a friendly certified therapist.



Please visit [schlowlibrary.org/children/events](http://schlowlibrary.org/children/events) for more upcoming programs.