


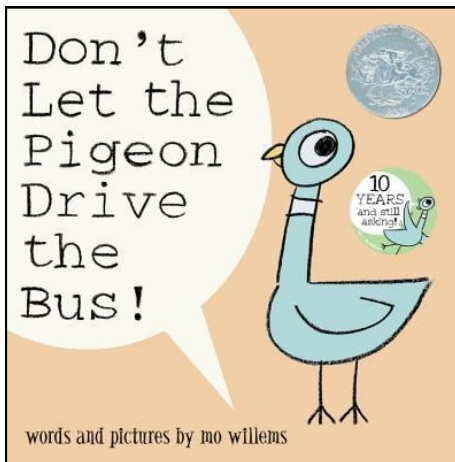


# Storytime at Schlow




3s, 4s, & 5s Storytime and Everybody Storytime  
September 16, 2014  
Theme: Ducks and Other Birds!

## Today's books:



# Songs



## Opening (Closing) Song: Hands Go Up

(tune: "Twinkle, Twinkle, Little Star")

Hands go up and hands go down,  
I can turn around and round.  
I can jump upon two shoes.  
I can listen, so can you. (*I can clap and so can you.*)  
I can sit I'll show you how, (*I can wave, I'll show you how*)  
Storytime is starting now. (*Storytime is done for now!*)

(*Words in italics are closing song changes.*)

## If You Want to Be an Owl

(tune: "If You're Happy and You Know It")

If you want to be an owl, shout – Who! Who!  
If you want to be an owl, shout – Who! Who!  
Then you get to sleep all day  
And at night go out to play  
If you want to be an owl, shout – Who! Who!



## Five Little Ducks

Five little ducks went out one day  
Over the hill and far away  
Mama Duck said, "Quack, quack, quack!"  
And four little ducks came running back  
(Four...three...two...one)  
Sad mama duck went out one day  
Over the hill and far away.  
Mama Duck said, "Quack, quack, quack!"  
And all five ducks came running back!


## Little White Duck

There's a little white duck, sitting in the water  
A little white duck, doing what he oughter  
He took a bite of a lily pad  
Flapped his wings and he said, "I'm glad  
I'm a little white duck sitting in the water  
Quack, quack, quack."  
Little green frog - glug, glug, glug  
Little black bug - buzz, buzz, buzz  
Little red snake - hiss, hiss, hiss  
Noobody - boo, hoo, hoo

# Action Rhymes and Fingerplays

## Two Little Black Birds

Two little black birds. . .sitting on a hill  
One named Jack . . . one named Jill  
Fly away Jack. . .fly away Jill  
Come back Jack. . .come back Jill




## I Saw a Little Bird

I saw a little bird go hop, hop, hop  
I said, "Little bird, would you stop, stop, stop?"  
I went over to the window to say,  
"How do you do?"  
He wagged his little tail  
And far away he flew!



# Learning Continues at Home



**Vocabulary** (knowing the names of things and understanding feelings and concepts)

Because it is easier for children to read words that they know, it is important that they learn many, many words. Call things what they are. If you know the name of a flower, call it by its name – rose, daffodil, or pansy. Remember not to “dumb things down,” while keeping things on a level the child can handle.

Saroj Ghoting

## Continue the Fun...


### Shape Art

Practice shape vocabulary AND make beautiful artwork! Cut a variety of shapes out of construction paper, and share the name of each one with your child. Help him or her use glue to stick the shapes to a piece of paper to make a pretty picture or an abstract pattern.




### Tired of listening to the same kids' songs over and over?


Check out our great CD collection! This week's recommendations include:



*Minnie's Favorites*  
(J CD DIS)



*American Playground*  
(J CD AME)



*Are We There Yet?*  
(J CD VER)

## What's Happening at Schlow?



### Fall Into Signing

Sunday, September 21 - 2pm to 4pm



Hands-on activities including an art station, stories and signing games with PSU Sign Language Organization.

Please visit [schlowlibrary.org/children/events](http://schlowlibrary.org/children/events) for more upcoming programs.