

# Storytime

## at Schlow








3s, 4s, & 5s Storytime

Week 2: January 27-31, 2014

Theme: Winter Clothes



### This week's books:



# Songs



## Opening Song

(to the tune of "Twinkle, Twinkle Little Star")

Hands go up and hands go down,  
I can turn around and round.  
I can jump upon two shoes.  
I can listen; so can you.  
I can sit; I'll show you how.

Storytime time is starting now!

## The Mittens on My Hands

(tune: *Wheels on the Bus*)

The mittens on my hands  
Keep me warm, warm, warm  
Warm, warm, warm  
Warm, warm, warm  
The mittens on my hands  
Keep me warm, warm, warm  
All winter long!



## I'm a Little Snowman

(tune: *I'm a Little Teapot*)

I'm a little snowman, short and fat,  
Here are my buttons,  
Here is my hat.  
When the sun comes out, I cannot stay,  
Slowly I just melt away.

## The Winter Clothes Song

First you put your scarf on, your scarf on, your scarf on  
First you put your scarf on  
All snug and warm

... Next - snow boots  
... Next - hat  
... Last - mittens



# Action Rhymes and Fingerplays


## Mitten Fingerplay

Here is a mitten.  
A snug, fuzzy one.  
With a place for fingers  
And a place for my thumb.  
Here are two mittens  
A colorful sight.  
One for the left hand  
and one for the right.  
Here are our mittens  
As soft as can be.  
A warm pair for you  
And a warm pair for me!



## Snowkey Pokey!

You put your right mitten in,  
You put your right mitten out,  
You put your right mitten in and you shake it all  
about.  
You do the snowkey pokey  
And you turn yourself around.  
That's what it's all about!  
(left mitten, boots, hat,  
snowself!)



# Learning Continues at Home



## Early Literacy Skill: Vocabulary (knowing the names of things)

It's so much easier to figure out a word on the page if it's a word you already know. Children with bigger vocabularies have an easier time learning to read, since they are much more able to make sense of what they are sounding out.

## Continue the Fun...




### Read books!

Picture books use different vocabulary than casual conversation. Try looking at a picture book with mama and baby animals. Point to each picture and use animated voice tones and enthusiasm as you tell a story about the picture in the book. Encourage the child to make the animal sounds with you as you talk about each picture.


Shared delight in stories enhances a child's desire to be an interactive partner in the book-sharing activity.

## Tired of listening to the same kids' songs over and over?

Check out our great CD collection! This week's recommendations include:



Here Comes  
Science




Sing-Alongs and  
Lullabies from the  
movie  
*Curious George*



You Are My Little  
Bird  
by Elizabeth  
Mitchell

## What's Happening at Schlow?



### For the Love of Reading

Sunday, February 2, 2-4pm

NSSLHA is full of love for reading and we hope you are, too!

Come enjoy fun valentine activities.

No registration necessary.

Please visit [schlowlibrary.org/children/events](http://schlowlibrary.org/children/events) for more upcoming programs.