

# Storytime

# at Schlow








3,4, & 5's

Week 1: January 20-24, 2014



## This week's books:



# Songs



## Opening song - Hands Go Up

(to the tune of "Twinkle, Twinkle Little Star")

Hands go up and hands go down,

I can turn around and round.

I can jump upon two shoes.

I can listen; so can you.

I can sit; I'll show you how.

Storytime time is starting now!



## Shake My Sillies Out

I've gotta shake, shake, shake my sillies out,

Shake, shake, shake my sillies out,

Shake, shake, shake my sillies out,

And wiggle my waggles away!

...clap my crazies out

...jump my jiggles out

...yawn my sleepies out

...shake my sillies out

# Action Rhymes and Fingerplays

## Open, Shut Them

Open, shut them

Open, shut them,

Give a little clap, clap, clap.

Open, shut them, open shut them,

Lay them in your lap, lap, lap.

Creep them, crawl them, creep them, crawl them,

Right up to your chin, chin, chin.

Open wide your little mouth...

But do not let them in, in, in!



**Dance Like Snowflakes** (tune: Where is Thumbkin?)

Dance like snowflakes, dance like snowflakes

In the air, in the air.

Whirling, whirling, twirling,

Whirling, whirling, twirling

To the ground, to the ground.

## If You Want to Hear a Story

If you want to hear a story, clap your hands.

If you want to hear a story, clap your hands.

If you want to hear a story, if you want to hear a story, if you want to hear a story,

Clap you hands!

...stomp your feet!

...say "hooray!"

...sit so still.

## Five Little Snowmen

Five little snowmen all in a row.


Each with a hat and a big red bow.

Out came the sun

And it stayed all day.

And one of the snowmen melted away!

(repeat with 4,3,2,1)



# Learning Continues at Home



**Early Literacy Skill: Letter Knowledge** (knowing that letters are different from each other, knowing letter names and sounds, recognizing letters everywhere)

Go on shape hunt! Letters are based on shapes, so help your child look for circles, triangles and squares around your home. Make a game of it!

## Continue the Fun...



### Sifting for Shapes

This is an easy activity to do with your child at home! All you need is a tray (cookie sheets work well), colored paper, salt (or rice) and a paintbrush.

1. Cover the bottom of the tray with colored paper - a rainbow design, for example.
2. Using a dark colored paper, cut out several basic shapes.
3. Arrange the shapes on top of the colored paper and secure to the tray.
4. Cover the tray with a layer of salt.
5. Give your child a paintbrush and let them discover the shapes hidden beneath!


With this activity, your child will develop language skills (shape names), work on their fine motor development, concentration and spatial awareness!

## Tired of listening to the same kids' songs over and over?

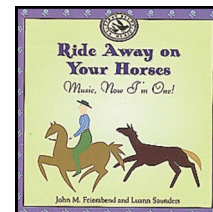
Check out our great CD collection! This week's recommendations include:



Al Dana: *Four Baby Bumblebees*



Laurie Berkner:  
*Whaddaya Think of That?*



*Ride Away on Your Horses: Music, Now I'm One!*

## What's Happening at Schlow?



### World Stories Alive

Most Saturdays at 11am - January through April

Experience songs, stories and art in 11 languages! Recommended for children ages 3-8 and their families. Fun for speakers of all languages, including English!

No registration necessary.

Please visit [schlowlibrary.org/children/storytimes](http://schlowlibrary.org/children/storytimes) for a list of featured languages!