

# Storytime

## at Schlow


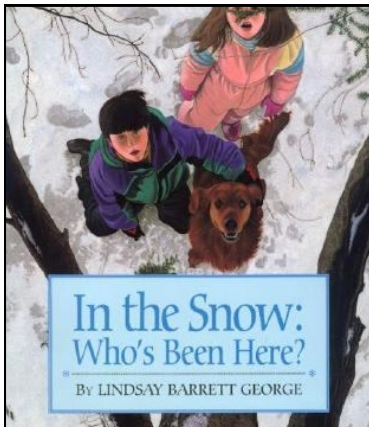




3,4, and 5's Storytime

Week 3: February 3-7, 2014

Theme: Winter Animals, Groundhogs & Hibernation

### This week's books:



# Songs



## Opening (Closing) Song

Hands go up and hands go down  
I can turn around and round.  
I can jump upon two shoes  
I can listen, so can you.  
I can sit, I'll show you how  
Storytime is starting now.

## Gray Squirrel

Gray squirrel, gray squirrel, swish your busy tail.  
Gray squirrel, gray squirrel, swish your busy tail.  
Wrinkle up your little nose,  
Hold a nut between your toes.  
Gray squirrel, gray squirrel,  
swish your busy tail.



## The Mittens on My Hands

(tune: *Wheels on the Bus*)

The mittens on my hands  
Keep me warm, warm, warm  
Warm, warm, warm  
Warm, warm, warm  
The mittens on my hands  
Keep me warm, warm, warm  
All winter long!



## Mr. Groundhog

(tune: Frere Jacques)

Mr. Groundhog, Mr. Groundhog,  
Take a peek, take a peek.  
If you see your shadow,  
The weather will be awful,  
For six more weeks, six more  
weeks.



# Action Rhymes and Fingerplays

## Five Little Bears

One little bear, wondering what to do.  
Along came another and then there were two!  
Two little bears climbing up a tree,  
Along came another and then there were three.  
Three little bears at an apple core,  
Along came another and then there were four!  
Four little honey bears found honey  
in a hive,  
Along came another and then there  
were five.



## Nine Little Groundhogs

(tune: 10 Little Indians)  
One little, two little, three little groundhogs.  
Four little, five little, six little groundhogs.  
Seven little, eight little, nine little groundhogs,  
Sleeping under the ground.

# Learning Continues at Home



## Early Literacy Skill: Phonological Awareness

(hearing and playing with the smaller sounds of words and recognizing that words are made up of a number of different sounds )

## Continue the Fun...



### Pick a sound for the day!

Notice the sound at the beginnings and ends of words. Highlight that sound as you go about your daily activities.

Another option is to sing songs with your child that leave out the syllable of a word. A great example of this is “B-I-N-G-O.”

*Old MacDonalld had a dog and Bingo was his name-o.*


*B-I-N-G-O, B-I-N-G-O, B-I-N-G-O and Bingo was his name-o.*

*Old MacDonalld had a dog and Bingo was his name-o.*


*(clap)-I-N-G-O, (clap)-I-N-G-O, (clap)-I-N-G-O and Bingo was his name-o. (Continue until all of the syllables are gone!)*

## Tired of listening to the same kids' songs over and over?

Check out our great CD collection! This week's recommendations include:



Baby's First  
Lullabies



Get Moving with  
Ella Jenkins



Baby Signing Time  
Songs

## What's Happening at Schlow?



### Go for the Gold with the SPSEA

Sunday, February 9, 2-4pm

Celebrate the Winter Olympic Games with the SPSEA. Take home the gold with medal-making, carry your own Olympic Torch, and create Q-tip snowflakes!

No registration necessary.

Please visit [schlowlibrary.org/children/events](http://schlowlibrary.org/children/events) for more upcoming programs.